

TECHNICAL REPORT

FRA survey

Discrimination and hate crime against Jews in EU Member States: experiences and perceptions of antisemitism

Survey methodology, sample
and questionnaire



FRA

EUROPEAN UNION AGENCY FOR FUNDAMENTAL RIGHTS



***Europe Direct is a service to help you find answers
to your questions about the European Union.***

Freephone number (*):
00 800 6 7 8 9 10 11

(*): Certain mobile telephone operators do not allow access to 00 800 numbers or these calls may be billed.

More information on the European Union is available on the Internet (<http://europa.eu>).

FRA – European Union Agency for Fundamental Rights
Schwarzenbergplatz 11 – 1040 Vienna – Austria
Tel.: +43 158030-0 – Fax: +43 158030-699
Email: info@fra.europa.eu – fra.europa.eu

Cataloguing data can be found at the end of this publication.

Luxembourg: Publications Office of the European Union, 2013

ISBN 978-92-9239-263-5
doi:10.2811/46068

© European Union Agency for Fundamental Rights, 2013
Reproduction is authorised, except for commercial purposes,
provided the source is acknowledged.

FRA survey

**Discrimination and hate crime
against Jews in EU Member States:
experiences and perceptions
of antisemitism**

**Survey methodology,
sample and questionnaire**

Country codes

Country code	EU Member State
BE	Belgium
DE	Germany
FR	France
HU	Hungary
IT	Italy
LV	Latvia
RO	Romania
SE	Sweden
UK	United Kingdom

Acronyms

EU	European Union
FRA	European Union Agency for Fundamental Rights
RDS	Respondent-driven sampling
JPR	Institute for Jewish Policy Research
CST	Community Security Trust



Contents

INTRODUCTION	4
1 DEVELOPING THE SURVEY	5
2 STRUCTURE OF THE PROJECT.....	6
3 COVERAGE OF COUNTRIES AND JEWISH PEOPLE.....	7
3.1. Background research on the countries to be covered in the survey	7
4 DEVELOPING THE ONLINE SURVEY APPROACH.....	9
4.1. Testing respondent-driven sampling	9
4.2. Open online survey	9
5 THE QUESTIONNAIRE	11
5.1. Questionnaire development.....	11
5.2. Questionnaire content	11
6 SURVEY LANGUAGES AND THE TRANSLATION PROCESS	13
6.1. Questionnaire translation.....	13
6.2. Translation of other materials	14
7 TESTING OF THE QUESTIONNAIRE	15
8 TECHNICAL SETUP OF THE SURVEY.....	16
8.1. Creating and testing the survey website.....	16
8.2. Data security, privacy and confidentiality	16
9 THE SAMPLE	19
9.1. Outcome of the respondent-driven sampling test.....	19
9.2. Outcome of the open online survey.....	19
9.3. Response to the open online survey and drop-outs	20
9.4. Main social demographic characteristics of the sample.....	21
9.5. Data quality control	23
10 AWARENESS RAISING ABOUT THE SURVEY	24
10.1. Supporting information for the launch of the survey (Question and answer document).....	24
10.2. Information for the media launch	24
10.3. Advertisements and direct email campaign	26
10.4. Campaign during the Jewish Festivals, such as the Jewish New Year (<i>Rosh Hashana</i>)	31
11 MEDIA MONITORING DURING SURVEY DATA COLLECTION	32
ANNEX 1 – SURVEY QUESTIONNAIRE.....	33
ANNEX 2 – QUESTION AND ANSWER DOCUMENT	71
ANNEX 3 – PRESS RELEASE ABOUT THE SURVEY.....	74

Introduction

The aim of the FRA survey on discrimination and hate crime against Jews in European Union (EU) Member States was to obtain robust and comparable data in selected EU Member States on the experiences and perceptions of Jewish people. The survey provides for the first time comparable data on the perceived extent and nature of antisemitism across a number of EU Member States, whether it is manifested as hate crime, hate speech, discrimination or in any other form that undermines Jewish people's feelings of safety and security.

The survey set out to collect data from self-identified Jewish people (aged 16 and over) in nine EU Member States – Belgium, France, Germany, Hungary, Italy, Latvia, Romania, Sweden and the United Kingdom. Due to a very small number of respondents in Romania, those results are not presented in the main survey results report alongside the results from the other eight countries. The results for Romania have, however, been summarised in an Annex to the main survey results report. This technical report describes the steps taken to collect data in all nine countries that were covered in the survey, including Romania.

The survey was carried out online in September and October 2012. The EU Member States covered in the survey are home to over 90 % of the EU's estimated Jewish population.¹

Based on stakeholder consultations and desk research, FRA designed the survey questionnaire and set out the methodology for carrying out the survey. The survey

data collection was managed by Ipsos MORI – a survey research company – and the Institute for Jewish Policy Research (JPR). The JPR academic team included several social scientists who are experts in contemporary European Jewry.

The survey collected data on the effects of antisemitism in respondents' daily lives, their feelings of safety and any actions they may take in response to safety concerns. The questionnaire included questions about personal experiences of specific forms of harassment, vandalism or physical violence. The survey collected data about personal experiences of discrimination against Jews on different grounds and in various areas of everyday life – for example at work, school or when using specific services. The survey further explored the level of rights awareness regarding antidiscrimination legislation, victim support organisations and knowledge of any legislation concerning trivialisation or denial of the Holocaust. The full survey questionnaire is provided in Annex 1 of this report.

The research method chosen – an online questionnaire and self-identification of respondents – provided a number of advantages and strengths, as well as limitations and constraints, which need to be taken into account when reading the survey results. These issues are presented and discussed in detail in the following sections of this technical report to shed light on the research process, as well as to put in evidence the range and the potential of the data collected.

¹ DellaPergola, S. (2010), *World Jewish Population 2010*, Berman Institute – North American Jewish Data Bank at the University of Connecticut.

1 Developing the survey

In preparation for the survey on discrimination and hate crime against Jews in EU Member States, FRA reviewed the existing survey research on Jewish populations, in addition to consulting experts on Jewish community studies and representatives of Jewish community organisations and policy makers. The desk research and the expert and stakeholder consultations served both to inform the choice of the survey methodology and the topics covered in the survey. The process of survey development was further guided by FRA's past work on the European Union Minorities and Discrimination Survey (EU-MIDIS) as well as on the European Union lesbian, gay, bisexual and transgender survey (EU LGBT survey), which was prepared in parallel to the survey on hate crime and discrimination against Jews.

Earlier survey research on Jews

Relatively few surveys of Jews exist in the EU. In some Member States surveys have sought to analyse the experiences and opinions of Jews across a variety of issues.² In the United Kingdom, for example, the JPR has carried out surveys using a range of methods.³ Surveys have also been conducted in France,⁴ Hungary,⁵ the Netherlands⁶ and Sweden⁷ (there is also

a short description of a survey carried out in Lithuania in 1996).⁸ Most of these surveys have been the work of the local Jewish communities or committed individual researchers.

András Kovács coordinated a survey⁹ in 2008–2009 on behalf of the Joint Distribution Committee (JDC) International Centre for Community Development to collect comparable data for the use of Jewish communities in five EU Member States: Bulgaria, Hungary, Latvia, Poland and Romania. The respondents, who were identified through respondent-driven sampling, were asked questions about various aspects of Jewish identity.

Several national and local surveys on Jews have also been carried out in the United States. Phillips (2007) provides an overview of these and assesses the efficacy of the various methods used.¹⁰ While his research aims to improve the accuracy of estimates on the size of the Jewish population, many of the surveys he describes have covered a number of issues in an effort to explore the characteristics of Jews in the United States.

Stakeholder consultations

The survey was developed in close cooperation with relevant stakeholders. These stakeholders ranged from policy actors at the national and international levels to representatives of Jewish community organisations. They also included leading professional and academic experts in the fields of Jewish population studies, anti-semitism research and survey research.

In addition to considering FRA's earlier survey work and other surveys that have been carried out in various EU Member States on the situation of Jewish people, FRA organised a series of consultations to further elaborate the objectives of the survey and the issues to be covered in the questionnaire. The meetings held in March 2011, April 2011 and April 2012 involved experts on Jewish community surveys, representatives of national and international Jewish community organisations and international organisations.

2 In addition to the references presented in this section, an overview of European research is also given on p. 12 in Graham, D. (2004), *European Jewish Identity at the Dawn of the 21st Century: A Working Paper*, JPR, London, available at: www.jpr.org.uk/downloads/European_Jewish_Identity_in_21st_Century.pdf.

3 See, for example, Graham, D. and Boyd, J. (2010), *Committed, concerned and conciliatory: The attitudes of Jews in Britain towards Israel – Initial findings from the 2010 Israeli Survey*. JPR, London; and Waterman, S. (2003), *The Jews of Leeds in 2001: portrait of a community*. JPR, London; Becher, H. et al. (2002), *A portrait of Jews in London and the South-east: a community study*. JPR, London; Miller, S. et al. (1996), *Social and political attitudes of British Jews: some key findings of the JPR survey*, JPR, London; all available at: www.jpr.org.uk/publications/index.php.

4 See, for example, Cohen, E. H. (2007), *Heureux comme juifs en France ? Étude sociologique*. Elkana/Akadem, Jerusalem/Paris.

5 See, for example, Kovács, A. (2004), *Jews and Jewry in contemporary Hungary: results of a sociological survey*. JPR, London.

6 See, for example, van Solinge, H. and van Praag, C. (2010), *De Joden in Nederland anno 2009 – continuïteit en verandering*. AMB Publishers, Diemen; van Solinge, H. and de Vries, M. (eds.) (2001), *De Joden in Nederland anno 2000 – Demografisch profiel en binding aan het jodendom*. Aksant, Amsterdam.

7 See, for example, Dencik, L. (2006), *Judendom i Sverige: en sociologisk belysning*. Swedish Science Press, Uppsala; and Dencik, L. and Marosi, K. (2000), *Judiskt liv i Sverige: levnadsvanor och attityder bland medlemmarna i de judiska församlingarna i Göteborg och Stockholm*. Judiska Centralrådet, Stockholm.

8 Goldstein, S. and Goldstein, A. (1996), *Jewish Identity in Lithuania*, available at: www.jcpa.org/cjc/vp-336-goldstein.htm.

9 Kovács, A. and Barna, I. (2011), *Identity à la carte: Research on Jewish identities, participation and affiliation in five Eastern European countries*. JDC-ICCD, Paris.

10 Phillips, B. (2007), *Numbering the Jews: Evaluating and Improving Surveys of American Jews*. Brandeis University, United States, available at: <http://bir.brandeis.edu/handle/10192/23010>.

2 Structure of the project

The survey sought to reach people who considered themselves Jewish, were 16 years or above and lived in any of the nine EU Member States included in the survey. In the beginning of the survey, respondents were asked whether they considered themselves Jewish on any grounds – that is, respondents could self-identify as Jewish based on their religion, culture, upbringing, ethnicity, parentage or any other basis.

FRA designed the survey project with a view to maximising the possibilities of achieving a diverse sample of respondents from the target population given the time and resources available. Description of the tasks involved in planning, preparing and carrying out the data collection activities were included in the survey call for tender, which was open from July to September 2011. As a result of this open tender procedure, a consortium of Ipsos MORI – a survey research company – and the JPR was awarded the contract for managing the survey data collection.

The structure of the project, as defined by FRA, covered the following activities:

- conducting background research;
- finalising the questionnaire;
- translating the questionnaire;
- testing the questionnaire;
- setting up of the technical aspects of the online survey;
- testing the use of respondent driven sampling (RDS);
- collecting data through the open online survey;
- processing and analysing data;
- reporting.

The contractor – the consortium of Ipsos MORI and JPR – carried out the tasks related to the data collection and its management, starting work in December 2011 and finishing in December 2012. In addition to the detailed description of each of the listed tasks, which was provided in the call for tender, FRA maintained general oversight of all stages of the project. FRA also had the final say in key stages of the project. FRA developed the first draft of the survey questionnaire, for example, and FRA also approved the final version before it was used to program the online survey questionnaire.

The academic team contributed to the background research which provided basic information on the cultural and historical background that contextualised the survey. The members of the academic team also provided advice on the terminology used in the survey, taking into consideration the sensitive nature of many questions and issues covered. They provided feedback to FRA, which finalised the online survey questionnaire.

At the end of 2012, FRA received the final data set and an overview of the survey results from the contractor. In 2013, FRA continued with its own analysis of the survey results and in November 2013 it published the results in the report *Discrimination and hate crime against Jews in EU Member States: experiences and perceptions of antisemitism*.¹¹ This Technical Report describes in detail the data collection process and outcomes beyond the results of the survey, which are presented in the survey results report.

¹¹ FRA (2013), *Discrimination and hate crime against Jews in EU Member States: experiences and perceptions of antisemitism*, Luxembourg, Publications Office of the European Union (Publications Office), available at: <http://fra.europa.eu/en/publication/2013/discrimination-and-hate-crime-against-jews-eu>.

3 Coverage of countries and Jewish people

The survey project had to be carried out in line with budget and time constraints. This Chapter describes how the countries covered in the survey were selected and the choice of the online survey approach.

3.1. Background research on the countries to be covered in the survey

In the survey call for tender, FRA defined the countries which were to be covered in the survey. As part of the preparations for the survey, a scoping phase was carried out to explore the feasibility of carrying out the survey in the countries which FRA had pre-selected. The background research outlined the historical, sociological and demographic characteristics of the Jewish populations in each country and assessed the feasibility of conducting the survey. The main considerations were whether the Jewish population was large enough and had sufficient access to the internet to ensure a reasonable likelihood of conducting a successful survey.

Greece and Romania were seen as the most challenging Member States selected because of their relatively small Jewish populations and comparably low internet penetration. On the basis of this background research, it was decided to replace Greece with Italy.

JPR conducted the background research in conjunction with a panel of academic experts knowledgeable about antisemitism and the Jewish community in each country. The JPR academic team, managed by Jonathan Boyd (JPR), included several social scientists who are expert in contemporary European Jewry, such as Eliezer Ben-Rafael (Tel Aviv University), Erik Cohen (Bar-Ilan University), Sergio DellaPergola (Hebrew University), Lars Dencik (Roskilde University), Olaf Glöckner (Moses Mendelssohn Zentrum), András Kovács (Central European University) and Laura Staetsky (JPR). Further expertise was provided by David Feldman (Pears Institute for the Study of Antisemitism at Birkbeck College) and Michael Whine and Mark Gardner (Community Security Trust). The academic experts also contributed to other stages of the project, including the questionnaire finalisation and translation and they assisted with the awareness-raising campaign and liaising with local Jewish communities.

The history of Jews in the survey countries

The Jewish presence in Europe dates back to antiquity and constitutes one of the oldest components of

European population and society. Over the centuries, population numbers and geographical distribution have been significantly affected by changes in legal and political circumstances within the different geopolitical components of the continent and throughout the continent at large. At the beginning of the 19th century, the number of Jews in Europe was estimated at just over two million, out of a world Jewish population of 2.5 million.¹² One hundred years later, the Jewish population in Europe had grown to nearly 8.8 million, out of a worldwide estimate of 10.6 million. On the eve of World War II, at the time of the historical peak of the world Jewish population then estimated at 16.5 million, there were an estimated 9.5 million Jews in Europe. Jewish population growth in Europe was particularly high during the 19th century, especially in Eastern Europe, but it slowed considerably during the early decades of the 20th century, due to significant emigration to North America and other continents. After World War II and the mass annihilation of Jews in Europe during the Holocaust, the continent's Jewish population fell dramatically to 3,750,000. By 1970, it had declined further to 3,241,000 and, by 1990, to 2,157,000.

There were 1,427,000 Jews living in Europe in 2012, of whom 1,109,000 were in the EU, 277,000 in the other European republics of the former Soviet Union and 41,000 in other countries,¹³ according to recent estimates. These figures derive from sources of somewhat uneven quality and should be taken as central estimates with some margins of error. They are based on a definitional concept of 'core Jewish population', which includes all persons who self-declared as Jewish in national censuses or other surveys, in addition to estimates of Jews who preferred not to declare themselves as such. Experts in Jewish demography also use the concept of an 'enlarged Jewish population', which includes all non-Jewish members of Jewish households – the result of frequent intermarriages. Applying this definition adds close to 700,000 people to the European estimate, of whom over 400,000 live in EU countries and nearly 300,000 in the former Soviet Union.¹⁴

12 DellaPergola, S. (2006), Demography, *Encyclopedia Judaica*, Second Edition, Vol. 5, Jerusalem, pp. 553–572.

13 All references for 2012 are taken from: DellaPergola, S. (2012), *World Jewish Population 2012*, in Sheskin, I. M. and Dashesky, A. (eds.) *American Jewish Year Book*, pp. 109–112, Dordrecht, Springer, pp. 213–283.

14 DellaPergola, S. (2012), for further discussion of the concepts of 'core' and 'enlarged' Jewish population figures, see: DellaPergola, S. (2011), *Jewish Demographic Policies. Population Trends and Options in Israel and the Diaspora*, Jerusalem, Jewish People Policy Institute.

The EU Member States selected for the survey cover over 90 % of the Jews living in the EU. Table 1 presents Jewish population estimates in the nine EU Member States. The list of countries includes the EU Member States with the largest Jewish populations as well as countries which were selected in order to balance the geographic coverage of the survey.

With the nine EU Member States that were selected for this project, the survey had the potential to reach 92.6 % of the Jews living in the EU, given that, according to available estimates, the Jewish population of the nine survey countries totals 1,027,100 people from an EU 2012 total of 1,109,000 people.

Table 1: Jewish population estimates, by EU Member State*

EU Member State	Core**Jewish Population (2012)	Total Population (2012)	Jews per 1,000 Population (2012)	Percentage of Jews living in the largest urban areas (2012)***
BE	30,000	11,000,000	2.7	86.6
DE	119,000	81,800,000	1.5	81.9
FR	480,000	63,340,000	7.6	79.4
HU	48,200	10,000,000	4.8	89.0
IT	28,200	60,800,000	0.5	75.5
LV	6,200	2,200,000	2.8	87.0
SE	15,000	9,400,000	1.6	92.1
RO	9,500	21,400,000	0.4	88.1
UK	291,000	62,920,000	4.6	83.9
Total of the nine countries	1,027,100	322,860,000	3.2	83.7

Notes: * DellaPergola (2012).

** Self-declared Jewish population plus estimated non-declared persons of Jewish parentage who do not have another religion.

*** Capital city and other largest cities and respective suburbs.

Source: FRA, 2013



4 Developing the online survey approach

When developing the survey, FRA considered various sampling approaches which had been used in past surveys in some EU Member States, as well as in surveys outside the EU, for example in the United States. These include sampling based on typically Jewish last names, or geographically limited samples in the proximity of Jewish sites, such as synagogues. These approaches, however, have various drawbacks. Name-based sampling, for example, would risk excluding respondents who are Jewish, but who have taken non-Jewish-sounding last names as a result of marriage. Sampling based on people's last names may work better in some countries than in others, depending on the particular history of Jewish people there. Sampling around Jewish sites would give a voice only to those relatively few Jewish people who live in these areas.

Furthermore, few surveys to date have focused specifically on sampling Jewish respondents. As a result and also due to the history of Jewish communities in Europe, many people were likely to be hesitant if contacted to take part in a survey specifically because they were Jewish. Moreover, it was not possible to use a random probability sampling approach for this study because reasonable sampling frames for the entire Jewish population are not available in the nine EU Member States. These and other considerations led the survey experts that FRA consulted to recommend the use of online data collection, which became the method FRA chose. At the same time, FRA planned to collect survey data in two stages in order to test a new sampling method that has shown some promise, particularly with regard to hard-to-reach populations.

4.1. Testing respondent-driven sampling

At the early stage of data collection, the FRA survey on discrimination and hate crime against Jews in EU Member States tested the use of respondent-driven sampling (RDS) in the context of an online survey. RDS has been suggested as a promising method¹⁵ when collecting data on rare or difficult-to-reach populations, for which reliable sampling frames, such as population registers or other address lists, are not available.

In RDS, a small number of individuals are chosen to identify other eligible respondents, who in turn are asked to refer other people as potential participants. Each

participant can only recruit a limited, predetermined number of additional respondents. The statistical theory behind RDS indicates that if the RDS data collection process is carried out according to set rules, it is possible to weight the resulting data set so that the final results can be considered representative of the target population – that is, allowing one to draw conclusions concerning the characteristics of the population at large. In principle, this could be used, for example, to improve the representativeness of online surveys.

The RDS process began with a number of 'seed' respondents who were approached directly by the researchers. JPR undertook the recruitment of these seeds using their own network of contacts and in accordance with the segmentation plan developed by the academic team. Seeds who agreed to complete the questionnaire were asked at the end whether they would be willing to invite up to three people they knew to take part in the survey. Referred respondents were also asked, at the end of the questionnaire, to invite up to three contacts, and recruitment to the survey would proceed in this manner.

In the FRA survey, the use of RDS did not succeed in bringing in an adequate number of responses for these results to be analysed according to the RDS methodology. The results of the RDS data collection are described in more detail in Section 9.1 of this report.

4.2. Open online survey

Following the experimental use of RDS, the survey design included an open online survey as the second data collection stage. The online survey approach adopted has several benefits. It made it possible for all self-identifying Jewish people who were 16 years of age or older and living in one of the selected EU Member States – Belgium, France, Germany, Hungary, Italy, Latvia, Romania, Sweden and the United Kingdom – to participate in the survey at their own pace and to share their experiences in an anonymous and confidential manner. The survey also made it possible to cover all the selected countries in an equivalent manner.

With access to the internet the only requirement, the survey was able to achieve national coverage in each of the survey countries. Respondents could participate in the survey when and where it was most convenient for them, limiting non-response due to inconvenient timing of interviews. Online surveying also made it possible to provide access to ample information about FRA, the organisations managing the data collection and how

¹⁵ See, for example, Johnston, L. G., Sabin, K. (2010), 'Sampling hard-to-reach populations with respondent driven sampling', *Methodological Innovations Online* 5(2), pp. 38–48.

the collected data would be used. It is, however, also important to note that the open online survey cannot deliver a random probability sample fulfilling the statistical criteria for representativeness.

Because respondents had to 'opt in' to participate in the survey, the resulting set of data represents a self-selected sample and not a random sample (for more details on sampling, see Chapter 9). In the absence of exhaustive sampling frames of Jewish people in the EU Member States, achieving a representative random sample of Jewish people would have required a large-scale screening of the total population. This type of screening would involve a very large number of interviews, especially in the countries with small Jewish populations, and would require financial resources that were clearly beyond the current project. Although the open online survey in general was successful, the

chosen survey mode is likely to have excluded some eligible members of the target population, such as those less motivated to take part in the survey, those with problems accessing the internet or those lacking the skills to complete an online survey. The latter was a problem observed among the elderly populations of Russian-speaking Jews in Germany, and particularly among the elderly in Romania and Latvia. This might have had an impact on the country samples. On the other hand, as will be shown in more detail later in this report, the characteristics of the respondents tend not to support the argument that elderly people are underrepresented in the sample. Background research also highlighted that the relevant Jewish populations tend to have high levels of internet access and be relatively well-educated, making an online survey the most appropriate methodology given the constraints on the project.



5 The questionnaire

The survey on discrimination and hate crime against Jews in EU Member States used a predominantly quantitative online questionnaire to collect data. The questionnaire was composed mainly of closed single-response questions – both affirmative-negative (Yes/No) and scale-type questions (where answers represent categories on a continuum ranging, for example, from ‘a very big problem’ to ‘a fairly big problem’, ‘not a very big problem’ and ‘not a problem at all’), as well as multiple response questions. Where applicable, respondents could also select ‘don’t know’ as their answer. After completing the survey questions, respondents had an opportunity to complement their responses with additional remarks in their own words in a free-text field. The full questionnaire used for the online survey is available in Annex 1 of this report.

5.1. Questionnaire development

The development of the survey questionnaire was FRA’s responsibility. The questionnaire went through several stages of refinement before being finalised. The stages can be described as follows:

- FRA developed an initial draft of the questionnaire in English. The draft questionnaire incorporated questions used in previous surveys of Jewish experiences and perceptions, alongside adapted versions of questions used by FRA to capture data on issues related to fundamental rights and discrimination.
- The Ipsos MORI research team provided comments on the flow and clarity of the questionnaire from a questionnaire design perspective.
- The JPR team and academic country experts commented on the questionnaire’s topic coverage and the cultural sensitivity of the questions, based on previous experiences of researching similar issues with Jewish populations.
- A questionnaire finalisation workshop took place in London on 27 and 28 February 2012 to agree a version of the questionnaire to be piloted in each of the nine countries. FRA and the contractor participated in the workshop.

- FRA, JPR, country academic experts and Ipsos MORI considered the feedback from the questionnaire testing in the countries surveyed.
- The English questionnaire was finalised, with FRA resolving any outstanding issues.

5.2. Questionnaire content

In addition to considering FRA’s earlier survey work and other surveys carried out in various EU Member States on the situation of Jewish people, FRA organised a series of consultations to further elaborate the survey’s objectives and the issues to be covered in the questionnaire. The meetings organised in March 2011, April 2011 and April 2012 involved experts on Jewish community surveys, representatives of national and international Jewish community organisations and international organisations.

Table 2 outlines the main topics of the survey on discrimination and hate crime against Jews in EU Member States. Besides the topics, the table indicates whether particular questions were asked of all respondents or a certain sub-group of respondents. Questions concerning the details of violent incidents, for example, are only relevant to those respondents who have experienced such incidents. More information on the topics covered and the exact question wording is available in Annex 1, which includes the full survey questionnaire.

At the beginning of the questionnaire respondents were asked whether they consider themselves Jewish on any grounds – this could be based on an individual’s religion, culture, upbringing, ethnicity, parentage or any other basis. Respondents who indicated at the beginning of the survey that they did not consider themselves as Jewish on any of these grounds were routed out of the survey.

While most questions were the same for respondents in all countries, a small number of questions were adapted to national circumstances, such as questions concerning income, education and references to national institutions and Jewish organisations. The national variations were kept to a minimum to ensure comparability across countries.

Table 2: Overview of the content of the questionnaire

Sections		Topics covered	Target respondents
1	Welcome, introduction, screening	<ul style="list-style-type: none"> Country of residence Self-identification as Jewish Age 	All respondents
2	Feelings of safety and security	<ul style="list-style-type: none"> Multi-item questions on the extent of antisemitism in different areas (everyday life, media, politics, internet) Prevalence of manifestations of antisemitism Levels of antisemitism Antisemitic nature of negative comments and their prevalence Prevalence of experienced and witnessed antisemitic incidents Worry of victimisation Avoidance behaviour Actions considered due to the lack of safety Impact of the Israeli-Arab conflict on feelings of safety Feelings of being accused or blamed for the Israeli government actions Influence of events in the Middle East on antisemitic incidents. 	All respondents
3	Harassment	Prevalence of harassment and characteristics of the most serious incident in the past 5 years, including: <ul style="list-style-type: none"> Forms Frequency Perpetrators Reporting Reasons for non-reporting 	Prevalence: all respondents Incident details: respondents who had been victimised in the past 5 years
4	Experiences of vandalism and violence	Prevalence and characteristics of the most serious victimisation incidents in the past 5 years, including: <ul style="list-style-type: none"> Type of incident Frequency Location Perpetrators Reporting Reasons for non-reporting 	Prevalence: all respondents Incident details: respondents who had been victimised in the past 5 years
5	Rights awareness	<ul style="list-style-type: none"> Awareness of existing antidiscrimination legislation and relevant support organisations Awareness of existing legislation that forbids incitement to violence or hatred against Jews Awareness of existing legislation that forbids denial or trivialisation of the Holocaust 	All respondents
6	Experiences of discrimination	<ul style="list-style-type: none"> Discrimination experiences on any ground Discrimination experiences specifically related to Jewish background. Discrimination incidents in various areas of everyday life in the 12 months preceding the survey Reporting of the incidents to any organisation Reasons of non-reporting. Expectations of equal treatment 	General prevalence: all respondents. Discrimination in various areas of everyday life: those respondents who had been in the specific situation (e.g. looking for work) or using a particular service (e.g. health care services)
7	Respondent background	<ul style="list-style-type: none"> Socio-demographic information Questions about Jewish identity (following of Jewish practices, belonging to the organisations, religiosity, etc.) 	All respondents
8	Conclusion	<ul style="list-style-type: none"> Information about the survey Free-text field for additional remarks concerning the survey and antisemitism 	All respondents

Source: FRA, 2013



6 Survey languages and the translation process

The survey questionnaire was made available to respondents in 11 languages: Dutch, English, French, German, Hebrew, Hungarian, Italian, Latvian, Romanian, Russian and Swedish. The questionnaire translations were produced based on the English original questionnaire (master questionnaire for the United Kingdom) following a rigorous testing and translation procedure. Table 3 outlines the languages used in each of the nine countries included in the survey.

Table 3: Languages used in survey countries

EU Member State	Languages
BE	French, Flemish
FR	French
DE	German, Russian
HU	Hungarian
IT	Italian
LV	Latvian, Russian
RO	Romanian
SE	Swedish
UK	English

Source: FRA, 2013

In addition to the language versions listed in Table 3, a Hebrew translation was produced for all of the national versions of the survey.

6.1. Questionnaire translation

The questionnaire translations were produced based on the original English questionnaire (master questionnaire for the United Kingdom), following a rigorous testing and translation procedure. The questionnaire translation sought to ensure that the themes explored by each question were conveyed in an equivalent way to all respondents, rather than adopting a simple word-for-word translation. In effect, the priority was to create equivalent meaning rather than literal translations. This means the translation process was designed to deliver:

- semantic equivalence across languages – the words and sentence structure in the translated text expressing the same meaning as the source language;
- conceptual equivalence across cultures – the concept being measured is the same across groups, although wording to describe it may be different;

- normative equivalence to the source survey – the ability of the translated text to address social norms that may differ across cultures.

The translation process included forward and back translation by separate translators, consolidation of the translated versions and finalisation of the local language versions. The following steps were taken in translating the questionnaire from English into the local languages:

- the English version was reviewed by the local research agency teams to ensure that local context was taken into account at the design stage;
- the local teams translated the questionnaire into local language(s), with the exception of the Russian and Hebrew questionnaires, which were translated by Ipsos MORI's translation team. To support the translation, a separate document was issued to translators describing the background of the project and the key areas to look out for;
- without access to the original English version, the central Ipsos MORI translation team in London then translated the local language questionnaires into English to ensure truly independent back-translation;
- the Ipsos MORI translation team in London compared the back-translated English versions with the master English versions, to flag any discrepancies;
- the Ipsos MORI translation team gave its feedback to a researcher well-versed in the local language, who had not been involved in the translation process. These researchers acted as an 'adjudicator' to decide on the final version of the questionnaire;
- the representatives of the academic team reviewed all translations to ensure their accuracy and cultural sensitivity;
- FRA reviewed all translations to ensure their accuracy, cultural sensitivity and general quality;
- the local teams incorporated the feedback to finalise the questionnaire.

6.2. Translation of other materials

A simplified translation model was used for all the materials (other than the questionnaire) associated with the survey, for example, the Question and Answer document, promotional materials used for awareness raising, a background information sheet on the survey and any other documents to aid survey administration.

For these translations, the English version was reviewed by the local teams to ensure that local contexts were taken into account at the design stage. Then the local teams translated finalised English materials into the local language(s). The central Ipsos MORI translation team checked the translations against the English version and the academic team reviewed translations of all key documents to ensure their accuracy and cultural sensitivity.



7 Testing of the questionnaire

The survey questionnaire was tested using pilot testers in each of the nine EU Member States selected for the survey. The pilot testers were Jewish people who were selected to ensure a range of socio-demographic backgrounds and religious affiliations. The testers were recruited using quotas based on the findings of the survey background study report, which highlighted the main social demographic characteristics of the Jewish population in the countries researched.

Between 20 April and 2 May 2012, a total of 12 full pilot tests took place in each of the countries included in the study. The interviewers of the local research agency partners carried out the testing and overall feedback was returned to Ipsos MORI and FRA.

Since in the main stage survey (online questionnaire) respondents would complete the questionnaire independently (without the help of an interviewer), at their homes or in another place with internet access, the pilot testing of the online questionnaire and subsequent interviews was instrumental in identifying any obstacles which the respondents might face and which they would have to be able to manage without outside assistance (unlike interviewer-assisted survey modes, where the interviewer can help the respondent in answering the questions).

Interviewers were provided with a discussion guide and asked to complete a feedback form for each test interview. At an overall level the tests were structured as follows:

- an initial introduction and a short explanation of the purpose of the research and what it involved;
- the interviewer asked the respondent to complete the survey starting from clicking on the survey link;
- the interviewer asked the respondent questions about the interview content using a combination of immediate probing for some survey questions and retrospective probing after whole sections were completed;

- the interviewer observed the interviewee throughout the interview and if, at any time, they paused, or looked like they were struggling with a question, the interviewer probed further for the reason behind the problem;
- at the end of the survey, respondents were asked how they found the whole process including how easy or difficult they found the interview, the acceptability of the questions, and the time taken to complete the questionnaire.

Interviewers across the countries reported that the questionnaire was received positively in general, no tester expressed a negative overall judgment of the questionnaire and it was generally easy to administer, with testers requiring little or no explanation to successfully navigate the survey. Testers were typically willing to answer the questions and few concerns were raised about any section in particular. There were concerns about the overall length of the questionnaire, particularly for those who had experienced antisemitic incidents, and who therefore were asked additional questions concerning those incidents.

Almost all pilot testers said that the survey covered an interesting and important topic and one where feedback from Jewish people like themselves would be extremely valuable. Some older testers found it difficult to complete the survey online, even though they had internet access. A small number of respondents were only able to complete the questionnaire because the interviewer was with them (for example in Latvia).

Aside from the overall survey length, some issues with the survey tended to centre on the specific terminology used in a number of the questions (for example, several respondents were unable to make a clear distinction between the 'Israeli-Palestinian conflict' and 'Events in the Middle East'; there were also queries about the exact meaning of the term 'secular'). There were also some specific translation issues in several countries – local fieldwork managers, responsible for finalising the translations, revised the questionnaire translations based on feedback from the pilot testing.

8 Technical setup of the survey

The online survey mode enabled a centralised and efficient data collection approach, where the number of completed interviews could be continuously monitored and the data could be extracted and analysed at any time. The technical set-up was designed to ensure that the survey could handle a number of respondents accessing the survey simultaneously, without any noticeable effect for survey respondents.

8.1. Creating and testing the survey website

The scripting and technical set-up of the questionnaire was managed by Ipsos Interactive Services (IIS), the team responsible for all online survey work for Ipsos Group.

The software used by Ipsos MORI for all online survey work was ConfirmIT. The Ipsos ConfirmIT Global platform was hosted in Rackspace, a managed hosting facility. Rackspace has SAS 70 type II and Safe Harbor certifications. The servers and network infrastructure were physically located at the London, England branch. All critical hardware and software functionality was monitored 24 hours a day, seven days a week, 365 days a year. The servers and network components were fully redundant. Rackspace guaranteed recovery of hardware failures within one hour. The data from ConfirmIT were backed up daily.

The scripting process involved creating a series of screens that worked through the questions (and any respondent instructions) in a way that allowed individuals to complete the survey without placing excessive burden on them. The script was designed to work on all standard internet browsers. While it was not tailored specifically for use with internet-enabled smart phones it was possible to complete the survey in this way.

The online script was fully tested by the central team for all routing, clarity of respondent instructions, and general ease of use. The main priority was to ensure that the script precisely replicated the question wording, response options and filtering. This involved repeated rounds of checking, selecting different response options each time to systematically test all possible routes through different sections of the script. Once the team was satisfied with how the survey was scripted, the text was overwritten with the translated versions of the questionnaire. This task was completed and checked by qualified translators.

The survey could be accessed at the following link: www.ipsos-mori.com/FRAsurvey. The link was accessible from 3 September until 8 October 2012. The planned closure of the survey on 3 October was postponed to boost the number of responses in Latvia and Romania.

Figures 1, 2 and 3 showing screenshots of the survey illustrate how the survey looked to respondents as they completed the questionnaire.

8.2. Data security, privacy and confidentiality

A series of measures were undertaken to ensure the security of the data collected during the fieldwork.

The survey platform was hosted at Rackspace, where access to all data centres were strictly monitored using keycard protocols, biometric scanning protocols and continuous interior and exterior surveillance. Access to facilities is limited to data centre personnel, and all data centre employees undergo thorough background security checks before being employed.



Figure 1: Introductory page of the survey

Ipsos **jpr** **FRA**
EUROPEAN UNION AGENCY FOR FUNDAMENTAL RIGHTS

Thank you for taking part in this survey on antisemitism. The **purpose of the survey** is to better understand how antisemitism impacts on the life experiences of Jews in the nine European countries selected for this survey. It is being conducted by the Institute for Jewish Policy Research (www.ijpr.org.uk) and Ipsos MORI (www.ipsos-mori.com) on behalf of the European Union Agency for Fundamental Rights (www.fra.europa.eu).

We are interested in the views of all people who consider themselves Jewish, on any grounds (this could be based on religion, culture, upbringing, ethnicity, parentage or any other basis).

The main focus of this survey is antisemitism. We are interested in hearing your views, whatever your own experiences and perceptions are, and however big or small an impact antisemitism has on your life and the lives of other Jews in your country.

Critical to the success of this survey is making sure that as wide a range of people as possible take part; this will make sure that all voices are heard and the perceptions and experiences of Jews in your country and across Europe are better understood.

The outcome of the survey will provide important evidence to EU and national policy makers, as well as organisations working within Jewish and wider civil society, to ensure that the rights of Jewish people are respected, protected and fulfilled across the EU. For further details click [here](#)

Personal data protection
Taking part in this survey is completely voluntary. The European Union Agency for Fundamental Rights ensures that the EC regulation No 45/2001 on personal data protection is respected and Ipsos MORI, as the operator of this online questionnaire, commits to maintaining this privacy policy for the full duration of the project. You can find the details on what data will be collected and on your rights [here](#). By completing the survey you agree to your data being processed in this way.

When moving between pages on the survey, please use the and icons at the bottom of each page rather than the 'Back' and 'Forward' options on your toolbar.

[About Ipsos MORI](#) | [Privacy Policy](#) | [Contact Us](#)

Source: FRA, 2013

Figure 2: Standard closed question

Ipsos **jpr** **FRA**
EUROPEAN UNION AGENCY FOR FUNDAMENTAL RIGHTS

How long have you lived in the United Kingdom?

Please select one option.

Less than one year

1 year or more, but less than 5 years

5 years or more, but less than 10 years

10 years or more, but not all my life

All or nearly all of my life

[About Ipsos MORI](#) | [Privacy Policy](#) | [Contact Us](#)

Source: FRA, 2013

Figure 3: Battery of closed questions

In the PAST 5 YEARS in the United Kingdom, how often, if at all, has somebody:

Please select one option for each row.

	Once	Twice	3-5 times	6-9 times	10 or more times	Never	Don't know
Sent you emails, text messages (SMS), letters or cards that were offensive or threatening	<input type="radio"/>	<input type="radio"/>	<input type="radio"/>	<input type="radio"/>	<input type="radio"/>	<input type="radio"/>	<input type="radio"/>
Made offensive, threatening or silent phone calls to you	<input type="radio"/>	<input type="radio"/>	<input type="radio"/>	<input type="radio"/>	<input type="radio"/>	<input type="radio"/>	<input type="radio"/>
Loitered, waited for you or deliberately followed you in a threatening way	<input type="radio"/>	<input type="radio"/>	<input type="radio"/>	<input type="radio"/>	<input type="radio"/>	<input type="radio"/>	<input type="radio"/>
Made offensive or threatening comments to you in person	<input type="radio"/>	<input type="radio"/>	<input type="radio"/>	<input type="radio"/>	<input type="radio"/>	<input type="radio"/>	<input type="radio"/>
Posted offensive comments about you on the internet (including social networking websites such as Facebook)	<input type="radio"/>	<input type="radio"/>	<input type="radio"/>	<input type="radio"/>	<input type="radio"/>	<input type="radio"/>	<input type="radio"/>

Navigation: << >>

Footer: [About Ipsos MORI](#) | [Privacy Policy](#) | [Contact Us](#)

Source: FRA, 2013

At Ipsos MORI, all access to ConfirmIT’s questionnaires and data was password protected. Only a small number of online survey experts had access. Survey data and respondent information were stored in separate databases (although in this case no personal identifiers were collected as part of the survey). Penetration testing carried out on the installation showed no problems. The site was configured against robot indexing. Ipsos MORI used monitoring intrusion detection IDS and for servers and services MOM and Nagios.

The Ipsos MORI project team monitored online fieldwork for the open online survey on a regular basis by using a reporting link (ConfirmIT Reportal). This link provided information on the number of completes per country, a breakdown by question and information on drop-outs.

For data security reasons, FRA did not have access to the server/platform on which the survey was hosted.

A privacy policy was produced for respondents explaining what data would be collected about them and how they could find further information if required. A link

to the privacy policy was included on each screen of the survey.

The survey was confidential and did not collect any data that would enable a respondent to be identified. The survey collected information through the use of ‘cookies’ for quality control and validation. The respondents were informed about the possibilities to delete these ‘cookies’ or to prevent their use by adjusting the browser settings on their computer. Furthermore, the survey link automatically captured information about the respondent’s browser type in order to deliver the questionnaire in a format that best suited the software of the computer used. No other invisible processing of data from the respondents’ computers was applied. The server used had security measures in place to protect against the loss, misuse and alteration of the information given by the respondents.

In addition, links were also provided which directed people to the FRA’s and JPR’s websites to further reassure respondents of the survey’s credibility.

9 The sample

The FRA report on the survey results presents the opinions and views of 5,847 self-identified Jewish persons aged 16 or above living in Belgium, France, Germany, Hungary, Italy, Latvia, Sweden and the United Kingdom. In addition to these eight EU Member States, the survey also set out to collect data in Romania, but due to the low number of responses the results for Romania are not included alongside the other survey countries. Instead, an overview of the Romanian responses is presented in an annex to the survey results report.

The survey data collection was carried out in two stages. First, the survey tested the use of RDS, where only those Jewish persons who received an invitation to participate could fill in the online questionnaire. In the second stage, the possibility to participate was opened to all eligible respondents. This section provides further details concerning the respondents both in the RDS stage and in the open online survey stage.

9.1. Outcome of the respondent-driven sampling test

The first stage of data collection, carried out from 1 June to 27 August 2012, tested the use of RDS as a way to contact respondents for the online survey. The potential benefits of RDS – which could improve the representativeness of the sample with regard to the selected target population – are described in Chapter 4 of this report.

In the case of the FRA pilot, the RDS did not deliver the desired results: the initial respondents for the RDS survey provided referral chains that were too short, with respondents reluctant to provide further referrals, despite reminders to complete the survey and refer others to it, extension of the fieldwork period, and efforts to invite additional respondents to kick off the RDS referral process.

In total, the RDS stage was only able to collect data from 337 respondents across the nine EU Member States. As a result, the main survey results report presents only the data of the responses to the open online survey.

9.2. Outcome of the open online survey

The open online survey ensured that all eligible respondents (*i.e.* people self-identifying as Jewish, 16 years of age or older, and living in one of the countries included in the survey) had the possibility to participate in the survey.

The questionnaire was administered online and could be accessed via a web link that was publicised via the FRA website, Jewish organisations (both international and national) and Jewish media outlets. In order to inform eligible respondents about the survey, the project included awareness-raising activities both before and during the open online survey. The publicity-raising efforts took place in cooperation with FRA, international and national Jewish community organisations and relevant media (for more details see Chapter 10).

In total, 5,847 Jewish respondents filled in the questionnaire (against a target of 4,500, or 500 per country). The largest samples were obtained from the two countries with the largest estimated Jewish communities: France and the United Kingdom. Latvia and Romania, which have the smallest estimated Jewish populations of the EU Member States included in the survey, provided the smallest samples. For five countries the sample sizes ranged from 400 to 800 respondents. In Romania, 67 respondents completed the questionnaire (Table 4). Because the number of respondents in Romania was very small, the results concerning Romania were not presented alongside the other eight countries in the main survey results report.

Table 4: Number of respondents who completed the survey in the open online survey stage, by EU Member State

EU Member State	Number of respondents
BE	438
DE	608
FR	1,192
HU	528
IT	649
LV	154
RO	67
SE	810
UK	1,468

Source: FRA, 2013

For the most part the response to the open online survey by Member State exceeded or was in line with expectations given the relative size of the Jewish population in each country, aside from Latvia and Romania, according to the academic team which monitored the survey's progress. Lower internet penetration in these two countries, compared with other EU Member States in the survey, may have contributed to the lower response rate.

The average length of time that it took for the respondents to complete the online questionnaire was 32 minutes. The survey included a significant number of routed questions, which respondents answered based on their experiences – that is, the number of questions a respondent was asked depended greatly on the respondents’ experiences and replies. As a result, for some respondents it took significantly longer than for others to complete the survey.

9.3. Response to the open online survey and drop-outs

Figure 4 details the progress of the survey over the course of the fieldwork period in the nine EU Member States. Overall, the reaction to the launch of the survey was immediate, with over 1,500 respondents completing the survey in the first three days. The number of completes continued to rise steadily before tailing off in the last few days of fieldwork.

As expected, the vast majority of drop-outs occurred at the first few questions in the survey, that is, people who were curious to see where the link led to but were not willing to continue with the survey. For those respondents who started the survey, the majority of drop-outs occurred in Section B (Feelings of safety and security), most notably at the first question (476 drop-outs). Fewer respondents dropped out as the questions progressed in this section. It is possible that the drop-out statistics indicate

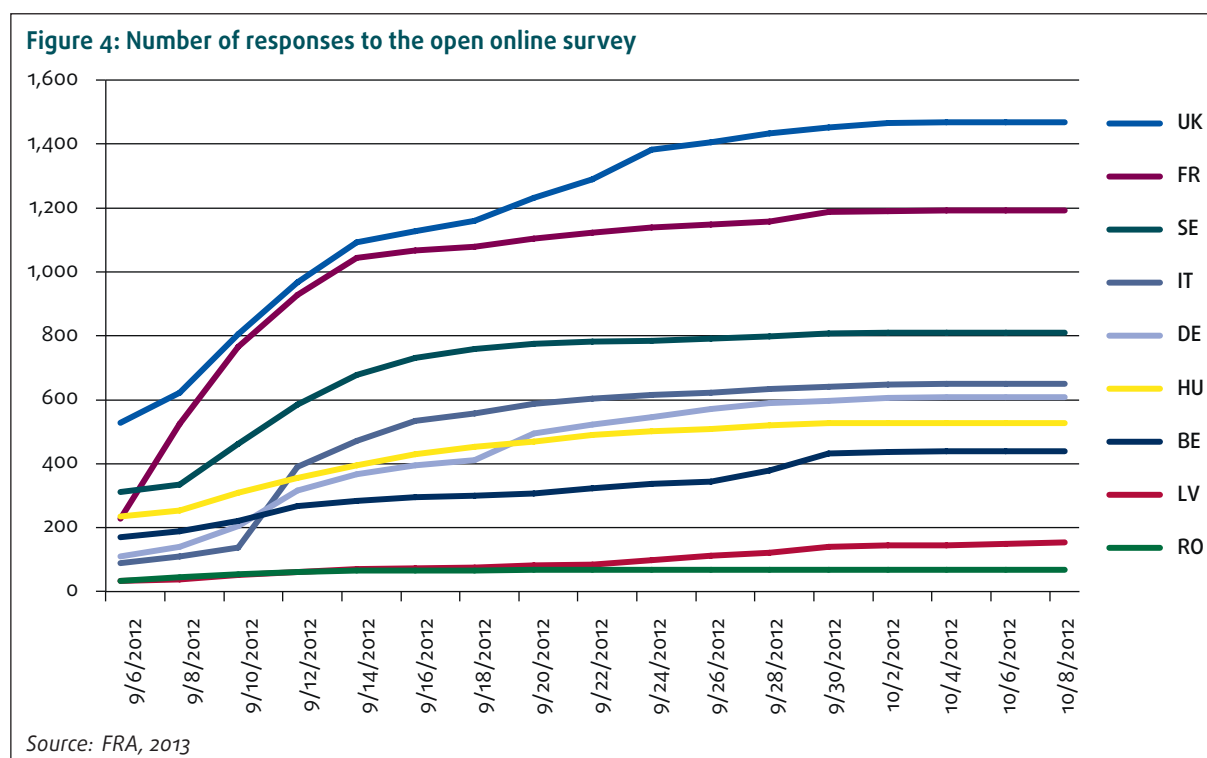
an onset of respondent fatigue in Section F (Experience of discrimination – 186 drop-outs), and a further 148 respondents may not have wanted to share their socio-demographic details at the end of the survey. In general population surveys, some respondents also consider questions on personal or household income sensitive. (Table 5)

Some respondents got in touch with the research team, or left comments in the open field at the end of the survey, to suggest that the questionnaire was too long or repetitive.

Table 5: Number of respondents who started the survey but did not finish it, by the questionnaire section reached

Section	Number of drop-outs
Section A:	
Introduction screen	283
Country selection question	12,081
Language selection question	3,547
Other screening questions	171
Section B: Feelings of safety and security	1,661
Section C: Harassment	113
Section D: Experiences of vandalism and violence	90
Section E: Rights awareness	52
Section F: Experience of discrimination	186
Section G: Respondent background	148
Total	18,332

Source: FRA, 2013



Some people were routed out of the questionnaire at the beginning of the survey because they did not meet the eligibility criteria. The main reasons for routing people out were that they did not consider themselves Jewish or they did not live in one of the EU Member States surveyed. (Table 6)

Table 6: Number of screened out respondents due to survey ineligibility

Question	Number of screen-outs
A01 – Do you consider yourself to be Jewish in any way – this could be on the grounds of your religion, culture, upbringing, ethnicity, parentage or any other basis? Answer ‘no’ selected	716
A02 – In which country do you currently live? Answer ‘other’ selected	731
A03 – What age were you on your last birthday? Age below 16 identified	17
Total	1,464

Source: FRA, 2013

9.4. Main social demographic characteristics of the sample

The respondents can be characterised based on the information that was collected from them as a part of the survey. An overview of these characteristics is presented in Table 7.

Somewhat more men (57 %) than women (43 %) took part in the survey. Contrary to many online surveys, which often have an overrepresentation of young

respondents, 68 % of the respondents in the FRA survey are 45 years old or older (40 % are over 60 years old). The youngest age group (16–29 years) is relatively small, comprising 11 % of respondents, with the remaining 21 % of the respondents 30–44 years of age. The overall age distribution of the survey respondents is also older than the majority population in the Member States, which might reflect the ageing of Jewish populations in the eight EU Member States. Because of the possibility that the age distribution of the Jewish population differs from the age distribution of the majority of the population in the eight EU Member States, there was no effort made to readjust the age distribution of the sample through weighting, as this could have introduced a further bias to the results (in the absence of reliable data of the age distribution of Jewish people in all the eight EU Member States).

Three quarters (75 %) of respondents completed higher education (university degree or above), 61 % of respondents are employed and 24 % retired. Over three quarters of survey respondents in all countries are urban residents living by their own account in big cities or towns. Rural residents constitute a small minority of up to 5 %. Two thirds (67 %) of respondents are married, living with a spouse or in a partnership (civil or cohabitation) and the remaining one third (30 %) are single, widowed, divorced or separated from their spouses. Regarding employment, most of the respondents are employed (61 %) or retired (24 %). Levels of unemployment are very low among the respondents. In all the countries surveyed only 4 % of respondents indicated that they were currently unemployed.

The majority of the respondents are Jews affiliated with organisations, according to the survey results. These results are in line with survey awareness raising, as the survey was mainly communicated through the Jewish press and the Jewish association membership or email lists.

Table 7: Main social demographic characteristics of the sample in the open online survey

		%	N
Sex	Female	43	2,529
	Male	57	3,318
	<i>Total</i>	100	5,847
Age	16-29	11	667
	30-44	21	1,198
	45-59	28	1,630
	60 +	40	2,352
	<i>Total</i>	100	5,847
Education	No higher education	25	1,474
	Higher education	75	4,373
	<i>Total</i>	100	5,847
Employment status	Employee (full-time, part-time)	40	2,316
	Self-employed	21	1,218
	In full-time education	4	256
	Unemployed	4	227
	Not working because permanently sick or disabled	1	79
	Retired	24	1,389
	Looking after the home	2	100
	Doing something else	5	262
	<i>Total</i>	100	5,847
Marital status	Single, that is never married	15	900
	Co-habiting/living with a partner	10	604
	Married and living with [husband/wife]	56	3,265
	A civil partner in a legally-recognised civil partnership	1	56
	Married but separated from husband/wife	2	118
	Divorced	9	503
	Widowed	4	255
	Something else	2	93
	Don't know/prefer not to say	1	53
<i>Total</i>	100	5,847	
Residence location	The capital city/ a big city	60	3,496
	The suburbs or outskirts of a big city	24	1,398
	A town or a small city	12	673
	A country village	3	193
	A farm or home in the countryside	1	70
	Other	0	17
	<i>Total</i>	100	5,847
Household income	Bottom quartile	11	668
	Second quartile	15	872
	Third quartile	18	1,041
	Top quartile	34	1,991
	Don't know/not applicable	6	349
	Prefer not to say	16	926
	<i>Total</i>	100	5,847

Source: FRA, 2013



9.5. Data quality control

One of the advantages of using online data collection methodologies is the extent to which the survey can be designed to deliver clean data as opposed to using, for example, paper questionnaires, where mistakes may occur in recording the answers or in the data entry. Routing was carried out automatically according to the answers given so respondents only answered the questions that were relevant to them. It was also possible to collect answers to every question, by, for example, not allowing individuals to advance without giving an answer or by allowing respondents to leave a question blank if they were unsure how to respond.

In addition to the quality control inherent in the scripting of the survey, the incoming data was regularly monitored from the first submitted questionnaire. This meant reviewing the macro survey metrics, such as the length of the survey, as well as the micro metrics, such as base sizes for every question.

All data were checked once the fieldwork finished. Overall, five respondents were removed from the dataset for various reasons, including because of anti-semitic comments made after completion of the survey or because they asked for their answers to be removed from the data, as they had completed the survey out of curiosity.

In order to ensure the exclusion of data from anyone who might have complete the survey more than once, Ipsos MORIS implemented a checking process whereby a total of 41 key questions were chosen and a basic Euclidean distance measure was used to calculate how similar each respondent's answers were to other responses in the sample. This process revealed that very few respondents shared similar answer patterns across these questions. After manually checking the small number of cases flagged by this process, the research team concluded that the similarities did not warrant removing any further cases from the final dataset.

10 Awareness raising about the survey

JPR planned and carried out a large volume of awareness-raising activities during contract implementation, both in preparation for the survey launch as well as while it was going on. The work included building relations with the most influential Jewish media and other organisations in a position to reach the most Jews in each of the countries, in order to:

- use their email distribution lists;
- ensure a presence on their websites during fieldwork (such as banners and headlines, with a direct link to the survey);
- make use of their Jewish network links with other organisations and Jewish communities throughout the relevant countries;
- build extensive email distribution lists of all major Jewish organisations and communities in each of the countries. Each of these were contacted with local language emails, and asked to pass on the survey details to individuals and organisations that are part of their Jewish networks.

The survey's promotional campaign aimed at engendering local support. Different measures were required in each EU Member State depending upon local realities: the nature of the Jewish population and diversity among the target populations in terms of levels of religiosity, engagement in communal affairs, trust in communal leadership and institutional frameworks, political leanings, the strength of the local communal infrastructure and accessing Jews unaffiliated with community organisations, the quality and reach of Jewish media, and the extent to which the contractor was able to achieve cooperation from key and specifically-identified communal figures.

The main components of the survey communication plan included the following:

- supporting information for the launch of the survey;
- information for the media launch;
- advertisements and direct email campaign;
- campaign during the Jewish Festivals, such as the Jewish New Year (*Rosh Hashana*).

Each of the components of the survey communication plan is presented here in brief.

10.1. Supporting information for the launch of the survey (Question and answer document)

For awareness raising purposes, a 'Question and answer document' was developed. It was provided both to respondents who required further information on the survey and to any interested parties. It detailed who had commissioned the survey and for what purpose, who was eligible to participate, how the results would be used and assurances regarding confidentiality. The Question and answer document is available in Annex 2 of this report.

JPR managed this document with input from Ipsos MORI and FRA, signed off by FRA, completed (in English), and later translated and customised into 14 country and/or language-specific versions. It was available on the JPR website, and a link to it was included in all communication information and documentation.

10.2. Information for the media launch

The initial public information about the survey on discrimination and hate crime against Jews in the EU Member States was announced in the Jewish media in May 2012. Earlier, FRA had convened a meeting at FRA premises with representatives of Jewish community organisations from the survey countries to inform them about the objectives of the survey, the work that would be undertaken and the support that would be needed at the local level.

JPR, with input from Ipsos MORI and FRA, prepared an English-language press release, which FRA signed off on in April 2012. It highlighted: FRA's motivations and its positioning within the EU; JPR's agenda and the role of the academic team; Ipsos MORI's involvement and function. The press release was sent to major Jewish media outlets in each of the participating Member States (to the extent they exist), as well as to other major Jewish outlets in Europe, Israel and the United States, as appropriate. The full press release can be found in Annex 3 of this report.

The publications that received the press release are listed below by country.

Belgium:

- *Joods Actueel*: monthly newspaper published in Dutch. It is the main Jewish news outlet for Flemish-speaking Jews in Flanders;

- *Regards* (CCLJ): one of the two major media outlets for the French-speaking Jewish community of Brussels;
- Cercle Ben Gourion: *Radio Judaica & Contact J*: the other major media outlet for the Jewish community of Brussels;
- *Points Critiques* (UPJB): the monthly publication of the Union of the Progressive Jews in Belgium.

France:

- *Actualité Juive*: French Jewish online media outlet;
- *L'Arche*: Le Mensuel du judaïsme français;
- *Tribune Juive*: monthly newsletter of the Jewish community across France;
- *Alliance*: the largest French Jewish magazine on the internet run by the *Alliance Israélite Universelle*.

Germany:

- *Jüdische Allgemeine*: Germany's only national Jewish weekly newspaper;
- *Evreyskaya Gazeta*: Russian language monthly;
- *Jüdische Zeitung*: German language monthly newspaper.

Hungary:

- Új Élet: official journal of the Federation of Jewish Communities in Hungary (MAZSIHISZ);
- *Múlt és Jövő*: independent cultural journal;
- *Szombat*: Jewish cultural and political journal.

Italy:

- *Shalom*: monthly bulletin for the Jewish community of Rome;
- *Bollettino*: monthly bulletin for the Jewish community of Milan;
- *Hakehillà*: monthly bulletin for the Jewish community of Turin.

Latvia:

- *ALEF*: magazine published by the Jewish Community Centre in Riga.

Romania:

- *Realitatea Evreiasca*: monthly journal of the Federation of the Jewish Communities of Romania;
- *Radio Shalom*.

Sweden:

- *Judisk Krönika*: Jewish magazine based in Stockholm, Sweden. Published on a bimonthly basis with six issues a year.

United Kingdom:

- *Jewish Chronicle*: national weekly Jewish newspaper;
- *Jewish News*: London weekly Jewish newspaper;
- *Jewish Telegraph*: Manchester, Leeds Liverpool & Glasgow editions;
- *Hamodia*: weekly newspaper for the *haredi* community;
- *Jewish Tribune*: privately-owned *haredi* weekly newspaper based in Stamford Hill, London.

Europe:

- *European Jewish Press*: independent online Jewish news agency in Europe, based in Brussels.

United States:

- *Forward*: American Jewish newspaper published in New York City, read worldwide;
- *Tablet Magazine*: daily online magazine of Jewish news, ideas and culture, read worldwide;
- *The Jewish Week*: independent weekly newspaper serving the Jewish community of the metropolitan New York City area. Largest Jewish newspaper in the United States;
- *Jewish Journal*: an independent, non-profit community weekly newspaper serving the Jewish community of greater Los Angeles and the largest Jewish weekly outside of New York City.

Israel:

- *Haaretz*: Israel's oldest daily newspaper, published in both Hebrew and English;
- *Jerusalem Post*: Israeli daily, English-language broadsheet newspaper;
- *Times of Israel*: news website whose coverage is focused on Israel, the region, and the Jewish people worldwide;
- *Arutz Sheva*: Israeli media network identifying with Religious Zionism;
- *Ynetnews*: online English language Israeli news website of *Yedioth Ahronoth*, Israel's second leading daily newspaper, and the Hebrew Israel news portal, *Ynet*;
- *Israel Hayom*: an Israeli national Hebrew-language free daily newspaper, with the largest daily circulation in Israel.

Global:

- *Jewish Telegraphic Agency*: international news agency serving Jewish community newspapers and media around the world.

10.3. Advertisements and direct email campaign

JPR's academic team identified three to five of the most influential Jewish organisations or media outlets in each country, able to reach the optimum number of Jews by email, and approached them to support and endorse the survey.

Immediately prior to, and during the first two weeks of the open online survey, advertisements publicising the survey were placed in local and national Jewish media in each of the nine participating Member States.

Not all of these organisations and media outlets were able or willing to cooperate, but for those that were, JPR's design team, with support from Ipsos, generated online material in the appropriate language for these tasks in various formats:

- a pre-designed email that they could be sent out to their distribution list;
- a jpeg file of the advertisement and the 'Question and answer document' which they could use/incorporate into an existing email/electronic newsletter, etc.;

- a banner advertisement, tailored to their chosen dimensions, with the web link to the actual survey.

Organisations and media outlets were asked to send out the pre-designed email (Figure 2) three times (on 4 September, 10 September and 14 September). Most of them complied with these dates, although in certain instances the dates were altered slightly due to the organisations' practical or operational limitations. They were also asked, immediately prior to, and for the duration of the open online survey, to place the advertisements and banners publicising the survey directly on their websites (Figure 3), in their hard-copy newspapers, and/or in electronic newsletters/publications. These advertisements and banners notified people that the open online survey was now active, invited them to participate and shared details of how to access the questionnaire. They included the logos of the three organisations involved – FRA, JPR and Ipsos MORI. The addressees were also asked to make full use of their Jewish network links with other organisations and Jewish communities throughout the relevant countries.

The key media and other organisations targeted in this way are listed by country in Table 8. The numbers of subscribers listed in each instance were the figures the organisations/media outlets quoted to JPR.



Figure 5: Pre-designed email to promote the survey, English-language version



Source: FRA, 2013

Figure 6: Examples of customised web banners advertising the survey: Szombat, Hungary; Tribune Juive, France; Jüdische Allgemeine, Germany



Source: FRA, 2013

Table 8: Media and other organisations contacted, by EU Member State

BE	
Joods Actueel	<ul style="list-style-type: none"> • 3 email campaigns (6,500 subscribers including other Belgian organisations – FJO, WIZO, KKL, Bnai Brith, Centrale, Antisemitisme.be, Shmira and Shomre Hadas) • Banner on website, 1/1 page advertisement in for Rosh Hashana issue • SMS to 800 haredi families
Regards (CCLJ)	<ul style="list-style-type: none"> • Banner in weekly newsletter (4,600 subscribers)
Consistoire Central Israélite de Belgique (CCIB)	<ul style="list-style-type: none"> • Distributed to all email addresses on the organisation's lists
Cercle Ben Gourion : Radio Judaica & Contact J	<ul style="list-style-type: none"> • No response to contacts
FR	
CRIF (umbrella organisation of French Jewish organisations)	<ul style="list-style-type: none"> • Personal email sent by President Richard Prasquier to 30,000 contacts
Tribune Juive	<ul style="list-style-type: none"> • Advertisement on website (100,000 contacts a month)* • Newsletter to subscribers
Alliance	<ul style="list-style-type: none"> • 3 email campaigns (110,000 subscribers)* • Radio Show endorsement (judaiquesfm.com – 390,000* listeners, Monday morning and evening) • Banner on website • Distribution of press release on all of their media and social networks • Advertisement distributed to all Jewish organisations in France
Actualité Juive	<ul style="list-style-type: none"> • No response to contacts
DE	
Jüdische Allgemeine	<ul style="list-style-type: none"> • Banner on website (30,000–40,000 contacts)*
Jüdische Zeitung/Evreyeskaya Gazeta	<ul style="list-style-type: none"> • Email sent to all contacts on distribution lists
Jüdisches Berlin (Berlin Jewish community's monthly magazine)	<ul style="list-style-type: none"> • Facebook campaign • 3 email campaigns (1,000 subscribers)
Union Progressiver Juden in Deutschland	<ul style="list-style-type: none"> • 3 email campaigns (2-3,000 members in 23 Liberal congregations)
Lauder Yeshurun Berlin	<ul style="list-style-type: none"> • E mail campaigns (Yeshiva and Seminary students, older people, families – 200 subscribers)
Chabad Berlin	<ul style="list-style-type: none"> • 3 email campaigns (1,000 subscribers)
Zentralrat der Juden in Deutschland (umbrella organisation of German Jewish organisations)	<ul style="list-style-type: none"> • 3 email campaigns (108,000 subscribers)*
Israelitische Kultusgemeinde Munich y Alta Baviera	<ul style="list-style-type: none"> • 3 email campaigns (1,400 subscribers)
Jüdische Gemeinde Düsseldorf	<ul style="list-style-type: none"> • 3 email campaigns (1,500 subscribers)
Hagalil (online magazine published in German)	<ul style="list-style-type: none"> • Advertisement on website (380,000 monthly visitors)*
Allgemeinen Rabbinerkonferenz	<ul style="list-style-type: none"> • No response to contacts



HU	
Federation of Jewish Communities in Hungary (MAZSIHISZ)	• 3 email campaigns (1,000 subscribers)
Szombat	• Banner on website • Article in Hungarian on survey with questionnaire link
Sim Shalom Progressive Jewish Congregation	• 3 email campaigns (400 subscribers)
Balint House Jewish Community Centre	• no response to contacts
Jewish Meeting Point	• no response to contacts

IT	
UCEI - Unione delle comunità ebraiche italiane (umbrella organisation of Italian Jewish communities)	• 3 email campaigns (24,000 subscribers) • Banner on website • Article in Italian on survey with survey link

LV	
Association "Shamir" – web portal of the Jewish Religious Community on Latvia	• 3 email campaigns (400 subscribers) • Employed volunteer to interview 100 people for the survey
Council of the Jewish Communities of Latvia	• 2 email campaigns (500 subscribers)
Daugavpils Jewish Community	• No response to contacts
Jewish Religious Community "Chabad – Lubavitch"	• No response to contacts

RO	
Federation of Jewish Communities of Romania	• 3 email campaigns (6,000 subscribers)*
Realitatea evreiasca	• Banner on website & editorial article (3,000 readers)
Lauder-Reut Educational Complex	• No response to contacts
Jewish Education Network	• No response to contacts

SE	
Jewish Community of Stockholm	• Advertisement in weekly newsletter • 3 email campaigns (1,500 subscribers)
Jewish Community of Göteborg	• Banner & article on website • 3 email campaigns (550 subscribers)
Dagens Nyheter (a daily (non-Jewish) newspaper which has the largest circulation of all Swedish morning newspapers)	• Banner on Stockholm pages (370,000 weekly impressions)
Föreningen för judisk kultur i Sverige (Association for Jewish Culture in Sweden)	• Emailed to all contacts on distribution lists
Jewish Community in Malmo	• No response to contacts
Association for Progressive Judaism, Stockholm	• No response to contacts
Swedish Maccabi Federation	• No response to contacts

UK	
Jewish Chronicle	<ul style="list-style-type: none"> • 3 email campaigns (14,000 subscribers) • Banners and advertisement on website • Advertisement sent in Editors' email • Advertisement in Jewish Chronicle iPhone/iPad applications
Jewish News	<ul style="list-style-type: none"> • 3 email campaigns (16,000 subscribers)
Edgware K	<ul style="list-style-type: none"> • 3 banners/listings (10,000 subscribers includes 400 subscribers in Stamford Hill and Stoke Newington, + 50 subscribers in Gateshead)
Manchester K	<ul style="list-style-type: none"> • 3 banners/listings (1,000 subscribers)
Movement for Reform Judaism	<ul style="list-style-type: none"> • 3 email campaigns (12,114 subscribers) • Banner on website • Advertisement in newsletter • Emailed all chairs of Reform synagogues to include in their own-newsletters (reached 30,000 people in total)
Jewish Telegraph	<ul style="list-style-type: none"> • Banner on website (Manchester, Leeds, Liverpool, Glasgow and National news pages –approx. 1 million visitors per month including traffic from European countries)
Alondon (Hebrew language website aimed at the Israeli population living in London)	<ul style="list-style-type: none"> • Banners and advertisement on website • Press release on website
Rothschild Foundation (Europe)	<ul style="list-style-type: none"> • 3 email campaigns (1,200 subscribers)
CST	<ul style="list-style-type: none"> • Publicised survey through the CST network and on Facebook and Twitter • Banner with a link to the survey on the e-letter 'Shield'

Source: FRA, 2013

In addition, JPR directly built an email distribution list of individuals involved in major Jewish organisations and communities throughout the nine EU Member States. All of these people were contacted directly with pre-designed local language emails, inviting them to complete the survey and to forward the details through their Jewish networks. Organisations and communities reached through this approach are presented below by EU Member States.

Belgium

The main Jewish religious organisations (including the Forum of Jewish Organisations & Shomrei Hadass); synagogues of all denominations; Jewish student organisations; cultural organisations (including Council of the Jewish Women of Belgium, ORT Belgium and Maccabi); welfare organisations; Jewish schools; the Committee of Jewish Organisations in Belgium.

Germany

All other Jewish media outlets (including Jewish Voice from Germany & Honestly Concerned); the main Jewish religious organisations (orthodox community Adass Jisroel, Abraham-Geiger-Kolleg, Chabad Lubavitch, Masorti-Conservative, Union of Progressive Jews, Egalitarian Jewish Communities); over 100 Jewish communities throughout Germany (including presidents

and administrators); over 30 German Rabbis from the General Conference of Rabbis (ARK); Jewish student organisations; cultural organisations (including WIZO Germany, Jewish Culture Club, Network of Jewish women, Young and Jewish Germany, Makkabi and B'nai B'rith); educational organisations (including College of Jewish Studies in Heidelberg, Jewish High School, Jewish community college, Jewish adult education, Jewish Literary action, Jewish education and culture forum in Stuttgart); welfare organisations; Jewish schools.

Hungary

The main Jewish religious organisations; over 16 Jewish communities in Budapest and 26 communities outside Budapest (including rabbis, presidents and administrators); Jewish student and youth organisations (including UJS Budapest, Bnei Akiva, Hagshama and Hasomer Hacair); cultural organisations (including WIZO, Hungarian Jewish Roots, Judafest, Szarvas Camp, B'nai B'rith, Hungarian Jewish Heritage Foundation and Jewish Summer Festival); social and educational organisations (including Balint House Jewish Community Center, Judapest.org, Jewish Meeting Point, Haver Informal Jewish Educational Public Benefit Foundation, Hillel Jewish Educational and Youth Center Foundation, Menorah Foundation, Maccabi, Lauder Javne Jewish Community School and Alexander Scheiber High School).



Italy

Twenty-five Jewish communities throughout Italy (including rabbis, presidents and administrators), and the Union of Young Jews of Italy (Unione Giovani Ebrei d'Italia).

Latvia

The main religious organisations – the Council of the Jewish Communities of Latvia and Jewish Religious Community 'Chabad – Lubavitch'; WIZO Latvia; Union of Jewish Youth of Latvia and the Jewish Youth Center; Riga Jewish Community Youth Club; Riga Jewish Community Centre – Jewish Community Center 'Alef'; Jewish Museum in Latvia.

Romania

The main religious organisation – Federation of Jewish Communities of Romania (Federatia Comunitatii Evreiesti in Romania); five major Jewish communities (Oradea, Arad, Brassó (Braşov), Satu Mare, Timisoara); Dvar Tora (Romania Jewish website, providing information about the Torah, Jews and Judaism); the Jewish Education Network and Jewish Education (Romanian Jewish website providing an introduction to the history of Judaism and the Jewish People).

Sweden

Individual Jewish communities – Beith Tefilah in Gothenburg; Chabad Jewish Center; Malmo Egalitarian Synagogue; Adat Jeschurun in Stockholm; Adat Jisrael in Stockholm; Stockholm's Great Synagogue; Association for Progressive Judaism in Stockholm; Cultural Organisations – Menorah Magazine; Jewish Association in

Stockholm; Eden (Jewish-Scandinavian culture and Pet Club); Jewish Youth Organization in Sweden; Jewish Women's Club in Stockholm; Jewish Museum; Jewish Aid Society; WIZO; Association of Hillel; Jewish Genealogical Society.

United Kingdom

In addition to the organisations already listed, the campaign contacted: Hamodia, ALondon, Movement for Reform Judaism, Birthright, and United Jewish Israel Appeal (UJIA).

10.4. Campaign during the Jewish Festivals, such as the Jewish New Year (*Rosh Hashana*)

The major Jewish festivals that occurred during the open online survey were the Jewish New Year (*Rosh Hashana*) on 16–18 September 2012 and the Day of Atonement (*Yom Kippur*) on 25–26 September 2012. To boost survey participation, JPR and its partner organisations took advantage of these festivals, when a large number of Jews attend synagogue services, by encouraging synagogues to publicise the survey to their members in announcements and newsletters.

All individual synagogue leaders and/or rabbis on JPR's direct email lists were sent an email in the few days before the Jewish New Year, encouraging them to mention the survey to their congregants and to stress the importance of participating. Attached to the email was the survey flyer – the advertisement used in the press – which they were asked to print, copy and disseminate.

11 Media monitoring during survey data collection

During the fieldwork, the JPR and Ipsos MORI carried out media monitoring activities in the EU Member States surveyed, in order to identify any notable incidents that might influence respondents when completing the questionnaire. They gathered the information into a weekly report, which was sent to FRA.

In carrying out media monitoring, the JPR team worked closely with the Community Security Trust (CST). CST used Meltwater News to monitor incidents across Europe and beyond. Meltwater News is a specialised media monitoring software programme that uses keywords to scan 160,000 online media sources globally. This covers all online media sources across every country in Europe. Only English language media sources were used in the reports.

JPR complemented the work of CST by using Google alerts based on three keywords and its variants: anti-semitism, antisemitic and antisemite. JPR also made extensive use of the major Jewish media outlets that gather stories affecting Jews around the world. These included the Jewish Telegraphic Agency, the European Jewish Press, The Algemeiner and the Jewish Chronicle, as well as the Israel-based Arutz Sheva, Haaretz, Israel HaYom, the Jerusalem Post, The Times of Israel and Ynet News. A full list of all media outlets used regularly included over 70 sources.

JPR and CST compared monitoring results each week and jointly decided which press articles to include in their reports based primarily on three key criteria:

- the extent to which a particular story was reported by multiple sources;
- an assessment of the extent to which the particular source(s) reporting an incident was read/visited; and

- non-empirical consideration of how likely it was that a particular incident might impact respondents' views on issues concerning antisemitism.

During the data collection, antisemitic incidents of varying degrees of severity were noted in all EU Member States surveyed as well as in other EU Member States. The major topics of concern included a number of attacks on Jewish people, cemeteries and synagogues, discussions on the criminalisation of circumcision, which started in Germany and spread to other countries, and on traditional slaughter (*shechita*). Around the time the survey data were collected, news media also covered the terrorist attack on an Israeli tourist group in Bulgaria, the electoral success of the Golden Dawn party in Greece and high levels of support for the National Front (*Front National*) in the French presidential elections.

The media in three of the countries surveyed – France, Hungary and Sweden – paid particular attention to such issues at the time of survey data collection. In Hungary, a number of violent incidents against Jewish people and property of the Jewish community took place. In the Swedish city of Malmö, the Jewish community was confronted with a series of antisemitic attacks and incidents, culminating in a bomb attack against a Jewish community centre in September 2012. The atmosphere in Malmö continued to be worrying for the Jewish community and a series of solidarity marches took place in the city in support of the local Jewish community. In the immediate aftermath of the shooting of three Jewish schoolchildren and an adult at Ozar Hatorah Jewish day school in Toulouse in March 2012, the media reported a dramatic upswing in the number of antisemitic incidents in France. Even though the spike in incidents ended before the survey data collection began, it is highly probable that the event had a significant bearing on the results recorded for France in this survey.



Annex 1 – Survey questionnaire

Survey:

Discrimination and hate crime against Jews in EU Member States: experiences and perceptions of antisemitism

NOTE: This is the master version of the questionnaire applied for the United Kingdom. The survey was carried out online, and the respondents filled in a computerised online version of this questionnaire. The instructions in the questionnaire were not visible to the respondents, but they were needed for the correct programming of the online questionnaire. The respondents didn't see these instructions, although they are necessary for reading the paper version of the questionnaire as they indicate the sequence of the questions to be answered.

Section A – Welcome, introduction, screening, consent

Ao2 In which country do you currently live?/ In welk land woont u momenteel? (Belgian Dutch) / Dans quel pays vivez-vous actuellement? (Belgian French & French) / In welchem Land leben Sie derzeit? (German) / Ön jelenleg melyik országban él? (Hungarian) / In che Paese vive al momento? (Italian) / Kurā valsti Jūs šobrīd dzīvojat? (Latvian) / În ce țară locuiți în prezent? (Romanian) / I vilket land bor du för närvarande? (Swedish)

SINGLE CODE

1. België/Belgique
2. France
3. Deutschland/Германия
4. Magyarország
5. Italia
6. Latvija/Латвия
7. România
8. Sverige
9. United Kingdom
10. Other (specify)

IF Ao2=1-9 GO TO LANG, ELSE GO TO Ao4

LANG: Please select your language (UK)/ / Gelieve uw taal aan te duiden (Belgian Dutch)/ Veuillez entrer votre langue (French and Belgian French)/ Bitte wählen Sie Ihre Sprache aus (German)/ Var vänlig välj ett språk (Swedish)/ Per favore, selezioni la Sua lingua (Italian)/ Kérjük, válasszon nyelvet (Hungarian)/ Lūdzu, izvēlieties valodu (Latvian)/ Vă rog să selectați limba (Romanian)

1. English (UK only)
2. Français (France only)
3. Deutsch (Germany only)
4. Belge Français (Belgium only)
5. Belgisch Nederlands (Belgium only)
6. Svenska (Sweden only)
7. Italiano (Italy only)
8. Magyar (Hungary only)
9. Latviešu (Latvia only)
10. Română (Romania only)
11. Русский (Germany and Latvia only)
12. תיבוע - Hebrew (all countries)

Thank you for taking part in this survey on antisemitism. The **purpose of the survey** is to better understand how antisemitism impacts on the life experiences of Jews in the nine European countries selected for this survey. It is being conducted by the JPR (www.jpr.org.uk), Ipsos MORI (www.ipsos-mori.com) and [LOCAL AGENCY NAME] on behalf of the European Union Agency for Fundamental Rights (<http://fra.europa.eu>).

We are interested in the views of all people who consider themselves Jewish, on any grounds (this could be based on religion, culture, upbringing, ethnicity, parentage or any other basis).

The main focus of this survey is antisemitism. We are interested in hearing your views, whatever your own experiences and perceptions are, and however big or small an impact antisemitism has on your life and the lives of other Jews in your country.





Critical to the success of this survey is making sure that as wide a range of people as possible take part; this will make sure that all voices are heard and the perceptions and experiences of Jews in your country and across Europe are better understood.

The outcome of the survey will provide important evidence to EU and national policy makers, as well as organisations working within Jewish and wider civil society, to ensure that the rights of Jewish people are respected, protected and fulfilled across the EU. For further details click [HERE]

Personal data protection

Taking part in this survey is completely voluntary. The European Union Agency for Fundamental Rights ensures that the EC regulation No. 45/2001 on personal data protection is respected and Ipsos MORI, as the operator of this online questionnaire, commits to maintaining this privacy policy for the full duration of the project. You can find the details on what data will be collected and on your rights [here]. By completing the survey you agree to your data being processed in this way.

When moving between pages on the survey, please use the  and  icons at the bottom of each page rather than the 'Back' and 'Forward' options on your toolbar.

UK:	If you wish to save your responses and return to the survey later, please use the following link:
Belgian Dutch (Flemish):	TBC
Belgian French:	TBC
France:	Si vous souhaitez sauvegarder vos réponses et retourner à l'enquête plus tard, s'il vous plaît, utilisez le lien suivant:
Germany:	Sollten Sie die Antworten speichern und zu einem späteren Zeitpunkt fortfahren wollen, nutzen Sie bitte den folgenden Link:
Hungary:	Ha elszerezné menteni az eddigi válaszeit, hogy később visszatérjen a kutatáshoz, kérjük, hogy használja a következő linket:
Italy:	Se desidera salvare le sue risposte, e tornare all'indagine in un altro momento, per favore usi il seguente link:
Latvia:	Ja Jūs vēlaties saglabāt savas atbildes un atgriezties pie aptaujas vēlāk, lūdzu, izmantojiet sekojošu interneta saiti
Romania:	Dacă doriți să salvați răspunsurile dumneavoastră și să reveniți la chestionar mai târziu, vă rugăm folosiți următorul link:
Sweden:	Om du vill spara dina svar och återvända till undersökningen vid ett senare tillfälle klicka på denna länk:
Hebrew:	רושיקב ישמתשה אנא, רתוי רחואמ בלשב וולאשה יולימל רזחלו ריתובושת תא רומשל רנוצרב מא
Russian:	Если вы хотите прерваться, сохранить свои ответы, и вернуться к заполнению опроса позже, пройдите по ссылке:

NEW SCREEN:

It is important that you are as truthful as possible with your answers. **All responses are completely confidential**; it will not be possible for anyone to identify you in the survey results.

It should take approximately 25 minutes to complete the questionnaire. Please work through the survey question by question.

If you have any queries or problems with the survey please email [FRAsurvey@ipsos.com].

Please only complete this questionnaire if you are Jewish and aged 16 or above.

Please select  to continue with the survey.

ASK ALL

A01 Do you consider yourself to be Jewish in any way – this could be on the grounds of your religion, culture, upbringing, ethnicity, parentage or any other basis?

Please select one option

SINGLE CODE

1. Yes
2. No

IF A01=1 GO TO A03, ELSE GO TO A04

ASK IF A01=1

A03 What age were you on your last birthday?

Please select one option

SINGLE CODE

1. 15 or younger
2. 16-19
3. 20-24
4. 25-29
5. 30-34
6. 35-39
7. 40-44
8. 45-49
9. 50-54
10. 55-59
11. 60-69
12. 70-79
13. 80 and above

IF A03=1 GO TO A04, ELSE GO TO B01

ASK IF A01=2 OR A02=10 OR A03=1

A04 This survey is about the experiences of Jewish people aged 16 or over and living in one of the nine European countries selected for this survey. Thank you for your interest but unfortunately you are not eligible to take part.

For more information about eligibility criteria, please contact: [LOCAL AGENCY].

If you would like more information on the European Union Agency for Fundamental Rights, please visit <http://fra.europa.eu>.

END OF SURVEY FOR INELIGIBLE RESPONDENTS

SCRIPT WILL COLLECT ALL SCREENING INFORMATION SO THAT WE CAN PROVIDE FRA WITH DATA (A01-A03) ON SCREENED OUT INDIVIDUALS

FROM THIS POINT ONWARDS 'ALL' = ALL ELIGIBLE RESPONDENTS



Section B – Feelings of safety and security

The next questions ask for your views about living in [Aoz: COUNTRY].

ASK ALL

Bo1 How long have you lived in [Aoz: COUNTRY]?

Please select one option

SINGLE CODE

- A. Less than one year
- B. 1 year or more, but less than 5 years
- C. 5 years or more, but less than 10 years
- D. 10 years or more, but not all my life
- E. All or nearly all of my life

ASK ALL

Bo2 In your opinion, how big a problem, if at all, are each of the following in [Aoz: COUNTRY] today?

Please select one option for each row

A-I RANDOMISED

1-4 ROTATED

SINGLE CODE EACH A-I

1. **Crime levels (e.g. assault, theft)**
2. **Unemployment**
3. **Racism**
4. **State of the economy**
5. **State of the health services**
6. **Antisemitism**
7. **Religious intolerance**
8. **Immigration**
9. **Government corruption**
 1. A very big problem
 2. A fairly big problem
 3. Not a very big problem
 4. Not a problem at all
 - Don't know

ASK ALL

Bo3 On the whole, do you think that over the past five years the following have increased, stayed the same or decreased in [Aoz: COUNTRY]?

Please select one option for each row

A-B ROTATED

1-5 ROTATED

SINGLE CODE EACH A-B

- A. **Racism**
- B. **Antisemitism**
 1. Increased a lot
 2. Increased a little
 3. Stayed the same
 4. Decreased a little
 5. Decreased a lot
 - Don't know

ASK ALL

Bo4a In your opinion, how big a problem, if at all, are each of the following in [Aoz: COUNTRY] today?

Please select one option for each row

A-F RANDOMISED

1-4 ROTATED

SINGLE CODE EACH A-F

1. Antisemitic graffiti
 2. Desecration of Jewish cemeteries
 3. Vandalism of Jewish buildings or institutions
 4. Expressions of hostility towards Jews in the street or other public places
 5. Antisemitism in the media
 6. Antisemitism in political life
 7. Antisemitism on the internet
1. A very big problem
 2. A fairly big problem
 3. Not a very big problem
 4. Not a problem at all
 - Don't know

ASK ALL

Bo4b On the whole, do you think that over the past five years the following have increased, stayed the same or decreased in [Aoz: COUNTRY]?

Please select one option for each row

A-F ROTATED

1-5 ROTATED

SINGLE CODE EACH A-F

1. Antisemitic graffiti
 2. Desecration of Jewish cemeteries
 3. Vandalism of Jewish buildings or institutions
 4. Expressions of hostility towards Jews in the street or other public places
 5. Antisemitism in the media
 6. Antisemitism in political life
 7. Antisemitism on the internet
1. Increased a lot
 2. Increased a little
 3. Stayed the same
 4. Decreased a little
 5. Decreased a lot
 - Don't know

SHOW TO ALL:

In the next questions we are going to ask you about any comments or reports you may have heard about Jews.

ASK ALL

Bo5a From what you have seen or heard, to what extent, if at all, are the following a problem in [Aoz: COUNTRY] today?

Please select one option for each row

A-D RANDOMISED

1-4 ROTATED

SINGLE CODE EACH STATEMENT A-D

- A. Antisemitic reporting in the media
- B. Antisemitic comments in discussions people have (e.g. at the workplace, at school, or elsewhere)
- C. Antisemitic comments on the Internet (including discussion forums, social networking sites)
- D. Antisemitic comments in political speeches and discussions



1. A very big problem
 2. A fairly big problem
 3. Not a very big problem
 4. Not a problem at all
- Don't know

ASK ALL

Bo9a In the LAST 12 MONTHS, have you personally *experienced* any of the following incidents in [Aoz: COUNTRY], for any reason?

Please select one option.

1. Yes, I have been verbally insulted or harassed
 2. Yes, I have been physically attacked
 3. Yes, I have been both verbally insulted or harassed AND physically attacked
 4. No, I have not been verbally insulted or harassed, or physically attacked
- Don't know

ASK IF Bo9a IS CODE 1-3

Bo9b You said that you have experienced the following in the last 12 months:

CODES FROM Bo9a AS APPROPRIATE:

- A. Verbal insults or harassment
- B. Physical attack

In your opinion, did any of these incidents happen BECAUSE you are Jewish?

Please select one option.

SINGLE CODE FOR EACH A-B

- A. Yes
 - B. No
- Don't know

ASK ALL

Bo9b In the LAST 12 MONTHS, have you personally *witnessed* any of the following types of antisemitic incident in [Aoz: COUNTRY]?

Please select one option for each row.

SINGLE CODE

1. Yes, I have witnessed other Jew(s) being verbally insulted or harassed
 2. Yes, I have witnessed other Jew(s) being physically attacked
 3. Yes, I have witnessed other Jew(s) being both verbally insulted or harassed AND physically attacked
 4. No, I have not witnessed other Jew(s) being verbally insulted or harassed, or physically attacked
- Don't know

ASK ALL

Bo6/7 How *worried*, if at all, are you that you will be a victim of the following when you are in the street or in any other public place in [Aoz: COUNTRY] in the next 12 months BECAUSE you are Jewish?

Please select one option for each row

A-B ROTATED

1-4 ROTATED

SINGLE CODE EACH A-B

- A. Verbal insults or harassment**
 - B. Physical attack**
1. Very worried
 2. Fairly worried
 3. Not very worried
 4. Not at all worried

ASK ALL

B12a In the LAST 12 MONTHS, has a family member or a person close to you (such as your parent, children, your partner, other relative or close friend) been subjected to any of the following incidents in [Aoz: COUNTRY], for any reason?

Please select one option

SINGLE CODE

1. Yes, they have been verbally insulted or harassed
 2. Yes, they have been physically attacked
 3. Yes, they have been both verbally insulted or harassed AND physically attacked
 4. No, they have not been verbally insulted or harassed, or physically attacked
- Don't know

ASK IF B12a IS CODE 1-3

B12b You said that a family member or a person close to you (such as your parent, children, your partner, other relative or close friend) has experienced the following in the last 12 months:

CODES FROM B12a AS APPROPRIATE:

- A. Verbal insults or harassment
- B. Physical attack

In your opinion, did any of these incidents happen BECAUSE they are Jewish?

Please select one option for each row.

SINGLE CODE FOR EACH A-B

1. Yes
 2. No
- Don't know

ASK ALL

B10/11 How worried, if at all, are you that a family member or a person close to you (such as your parent, children, your partner, other relative or close friend) will be a victim of the following when they are in the street or in any other public place in [Aoz: COUNTRY] in the next 12 months BECAUSE they are Jewish?

Please select one option for each row

A-B ROTATED

1-4 ROTATED

SINGLE CODE EACH A-B

- A. Verbal insults or harassment**
 1. Very worried
 2. Fairly worried
 3. Not very worried
 4. Not at all worried
- B. Physical attack**
 1. Very worried
 2. Fairly worried
 3. Not very worried
 4. Not at all worried

ASK ALL

B13 To what extent, if at all, does the Israeli-Arab conflict impact on how SAFE you feel as a Jewish person in [Aoz: COUNTRY]?

Please select one option

1-4 ROTATED

SINGLE CODE

1. A great deal
2. A fair amount
3. A little
4. Not at all



ASK ALL

B14 How often, if at all, do you feel that people in [Aoz: COUNTRY] accuse or blame you for anything done by the Israeli government BECAUSE you are Jewish?

Please select one option

1-4 ROTATED

SINGLE CODE

1. All the time
2. Frequently
3. Occasionally
4. Never

ASK ALL

B15a In the LAST 12 MONTHS, how often, if at all, have you personally heard or seen non-Jewish people in [Aoz: COUNTRY] suggest that:

Please select one option for each row.

A-K RANDOMISED

1-4 ROTATED

SINGLE CODE EACH A-H

1. **Jews are responsible for the current economic crisis**
2. **Jews have too much power in [Aoz: COUNTRY] (economy, politics, media)**
3. **Jews exploit Holocaust victimhood for their own purposes**
4. **The Holocaust is a myth or has been exaggerated**
5. **Israelis behave "like Nazis" towards the Palestinians**
6. **Jews are only a religious group and not a nation**
7. **Jews are not capable of integrating into [COUNTRY - NATIONAL] society**
8. **The interests of Jews in [COUNTRY] are very different from the interests of the rest of the population**
 1. All the time
 2. Frequently
 3. Occasionally
 4. Never

ASK IF ANY B15a A-H ARE CODE 1-3

B16a In the LAST 12 MONTHS, WHERE did you personally hear or see these comments?

PRESENT HERE ALL STATEMENTS CODED 1-3 AT B15a (IDEALLY IN A TEXT BOX OR SHADED A DIFFERENT COLOUR)

Please select as many as apply.

1-8 RANDOMISED (9 AND 10 ALWAYS AT END)

MULTI CODE OK UNLESS 10

1. Amongst the general public (e.g. in the street, on public transport)
2. In political speeches or discussions (e.g. in parliament, in a trade union)
3. At cultural events (e.g. the arts, theatre, film)
4. At political events (e.g. a demonstration)
5. At sports events
6. In academia (e.g. at university, at school)
7. On the Internet (e.g. blogs, social networking site)
8. In a social situation (e.g. amongst friends, colleagues)
9. Somewhere else (specify)
10. Don't remember

ASK IF ANY B15a A-H ARE CODE 1-3

B16b Would you use any of the following to describe the person or persons who made these comments?

Please select as many as apply.

MULTICODE OK UNLESS DK

1. Someone with a right-wing political view
2. Someone with a left-wing political view
3. Someone with a Christian extremist view
4. Someone with a Muslim extremist view
5. No, none of the above apply
Don't know

ASK ALL

B15b In your opinion, would you consider a non-Jewish person to be antisemitic if he or she says that:

Please select one option for each row.

A-H RANDOMISED

1-4 ROTATED

SINGLE CODE EACH A-H

1. **Jews are responsible for the current economic crisis**
2. **Jews have too much power in [A02: COUNTRY] (economy, politics, media)**
3. **Jews exploit Holocaust victimhood for their own purposes**
4. **The Holocaust is a myth or has been exaggerated**
5. **Israelis behave "like Nazis" towards the Palestinians**
6. **Jews are only a religious group and not a nation**
7. **Jews are not capable of integrating into [COUNTRY - NATIONAL] society**
8. **The interests of Jews in [COUNTRY] are very different from the interests of the rest of the population**
 - a. Yes, definitely
 - b. Yes, probably
 - c. No, probably not
 - d. No, definitely not
Don't know

ASK ALL

B17 And in your opinion, would you consider a non-Jewish person to be antisemitic if he or she:

Please select one option for each row

A-G RANDOMISED

1-4 ROTATED

SINGLE CODE EACH A-G

- A. Always notes who is Jewish among his/her acquaintances**
- B. Criticises Israel**
- C. Does not consider Jews living in [A02: COUNTRY] to be [A02: COUNTRY NATIONALITY]**
- D. Would not marry a Jew**
- E. Thinks that Jews have recognisable features**
- F. Supports boycotts of Israeli goods/products**
 1. Yes, definitely
 2. Yes, probably
 3. No, probably not
 4. No, definitely not
 5. Don't know



ASK ALL

B18 Do you CURRENTLY have any children or grandchildren at kindergarten or school?

Please select one option

1. Yes, 1 child or grandchild at kindergarten or school
2. Yes, more than 1 child or grandchild at kindergarten or school
3. No

IF B18=1 OR 2 (YES) GO TO B19 ELSE GO TO B22

ASK IF B18 IS CODE 1 OR 2 (YES)

B21a To the best of your knowledge, in the LAST 12 MONTHS in [Aoz: COUNTRY], [has/have] your [child/grand-child, children/grandchildren] experienced any of the following at school or kindergarten, or on the way there, for any reason?

Please select one option

SINGLE CODE

- A. Yes, verbal insults or harassment
- B. Yes, physical attack
- C. Yes, both verbal insult or harassment AND physical attack
- D. No, none of the above
- Don't know

ASK IF B21 IS CODE 1-3

B21b You said that your [child/grandchild, children/grandchildren] [has/have] been <enter relevant 1-3> at school or kindergarten, or on the way there. To the best of your knowledge, did this happen because they were perceived to be Jewish?

Please select one option

1. Yes
2. No
- Don't know

ASK IF B21b IS CODE 1

B21c How many times has this happened in the LAST 12 MONTHS?

Please select one option

1. Once
2. Twice
3. 3-5 times
4. 6-9 times
5. 10 or more times
6. Never
- Don't know

ASK IF B18 IS CODE 1 OR 2

B19/20 How worried, if at all, are you that your [child/grandchild, children/grandchildren] will become a victim of the following at school or kindergarten, or on the way there BECAUSE they are perceived to be Jewish?

Please select one option

A-B ROTATED

1-4 ROTATED

SINGLE CODE EACH A-B

- A. Verbal insults or harassment**
- B. Physical attack**
1. Very worried
2. Fairly worried
3. Not very worried
4. Not at all worried

ASK ALL

B22 Have ANY of your children ever attended a JEWISH school or kindergarten?

Please select one option

SINGLE CODE

1. Yes, currently attending
2. Yes, in the past
3. No, never
4. Not applicable, my children are too young to be in school or kindergarten
5. Not applicable, I have no children

IF B22 IS CODE 1 OR 2 (YES) GO TO B23 ELSE GO TO B24

ASK IF B22 IS 1 OR 2 (YES)

B23 Have you ever considered taking your children out of Jewish school or Jewish kindergarten BECAUSE you were worried about their safety as a Jew while there, or on their way there?

Please select one option

SINGLE CODE

1. Yes, I have taken them out
2. Yes, I have considered taking them out but have not done so
3. No, I have never considered taking them out
- Prefer not to say

ASK ALL

B24 How often, if at all, do you avoid visiting Jewish events or sites BECAUSE you do not feel safe as a Jew there or on the way there?

Please select one option

SINGLE CODE

1. All the time
2. Frequently
3. Occasionally
4. Never

ASK ALL

B25 How often, if at all, do you avoid certain places or locations in your local area or neighbourhood BECAUSE you don't feel safe there as a Jew?

Please select one option

SINGLE CODE

1. All the time
2. Frequently
3. Occasionally
4. Never

ASK ALL

B26 In the PAST FIVE YEARS, have you considered emigrating from [Aoz: COUNTRY] BECAUSE you don't feel safe living there as a Jew?

Please select one option

SINGLE CODE

- A. Yes, I did emigrate but have returned to [COUNTRY]
- B. Yes, I have considered emigrating but I have not yet done this
- C. No, I have not considered emigrating
- Prefer not to say



ASK ALL

B27 In the PAST FIVE YEARS, have you moved or considered moving to another area or neighbourhood in [Aoz: COUNTRY] BECAUSE you don't feel *safe* living where you live now *as a Jew*?

Please select one option

SINGLE CODE

- A. Yes, I have moved to another area or neighbourhood
 - B. Yes, I have considered moving to another area or neighbourhood but I have not yet done this
 - C. No, I have not considered moving to another area or neighbourhood
- Prefer not to say

Section C – Harassment

ASK ALL

Co1 In the PAST 5 YEARS in [Ao2: COUNTRY], how often, if at all, has somebody:

Please select one option for each row

SINGLE CODE EACH A-E

1. Sent you emails, text messages (SMS), letters or cards that were offensive or threatening
2. Made offensive, threatening or silent phone calls to you
3. Loitered, waited for you or deliberately followed you in a threatening way
4. Made offensive or threatening comments to you in person
5. Posted offensive comments about you on the internet (including social networking websites such as Facebook)
 1. Once
 2. Twice
 3. 3-5 times
 4. 6-9 times
 5. 10 or more times
 6. Never
- Don't know

IF ALL Co1 A-E ARE CODED 6 OR DON'T KNOW, GO TO Do1

IF ANY Co1 A-E ARE CODED 1, GO TO Co2a FOR EACH RELEVANT CODE

AND IF ANY Co1 A-E ARE CODED 2-5, GO TO Co2b FOR EACH RELEVANT CODE

ASK FOR EACH Co1 A-E IF CODED 1

Co2a You said somebody has <enter relevant A-E> in the past five years. Did this happen, in your opinion, partly or completely BECAUSE you are Jewish?

Please select one response

SINGLE CODE EACH A-E (AS RELEVANT)

1. Yes
2. No
- Don't know

ASK FOR EACH Co1 A-E IF CODED 2-5

Co2b You said somebody has <enter relevant Co2a A-E> in the past five years. How many of these incidents have happened, in your opinion, partly or completely BECAUSE you are Jewish?

Please select one option

CODES SHOULD REFLECT THE ANSWER GIVEN AT Co1A/B/C/D/E AS RELEVANT: THE MAXIMUM NUMBER SHOWN HERE SHOULD EQUAL THE NUMBER GIVEN AT Co1A/B/C/D/E, E.G. IF ANSWER CODE 2 'TWICE' GIVEN AT Co1A, ONLY CODES 1 (1) AND 2 (2) SHOULD BE SHOWN HERE PLUS CODE 6 (NONE OF THEM) AND DON'T KNOW, E.G. IF CODE 3 '3-5 TIMES' GIVEN AT Co1A, ONLY CODES 1 (1), (2) AND 3 (3-5 TIMES) SHOULD BE SHOWN HERE PLUS CODE 6 (NONE OF THEM) AND DON'T KNOW

SINGLE CODE EACH A-E AS RELEVANT

1. 1
2. 2
3. 3-5 times
4. 6-9 times
5. 10 or more times
6. None of them
- Don't know



ASK IF ANY Co1 A-E IS CODED 1-5

Co3 In the PAST 12 MONTHS in [Ao2: COUNTRY], how often, if at all, has somebody:

Please select one option for each row

CODES SHOULD REFLECT THE ANSWER GIVEN AT Co1A/B/C/D/E AS RELEVANT: THE MAXIMUM NUMBER SHOWN HERE SHOULD EQUAL THE NUMBER GIVEN AT Co1A/B/C/D/E. E.G. IF ANSWER CODE 2 'TWICE' GIVEN AT Co1A, ONLY CODES 1 (ONCE) AND 2 (TWICE) SHOULD BE SHOWN HERE PLUS CODE 6 (NEVER) AND DON'T KNOW, E.G. IF CODE 3 '3-5 TIMES' GIVEN AT Co1A, ONLY CODES 1 (ONCE), 2 (TWICE) AND 3 (3-5 TIMES) SHOULD BE SHOWN HERE PLUS CODE 6 (NEVER) AND DON'T KNOW
SINGLE CODE EACH STATEMENT (AS RELEVANT)

1. **Sent you emails, text messages (SMS), letters or cards that were offensive or threatening**
2. **Made offensive, threatening or silent phone calls to you**
3. **Loitered, waited for you or deliberately followed you in a threatening way**
4. **Made offensive or threatening comments to you in person**
5. **Posted offensive comments about you on the internet (including social networking websites such as Facebook)**
 1. Once
 2. Twice
 3. 3-5 times
 4. 6-9 times
 5. 10 or more times
 6. Never
 - Don't know

IF ALL Co3 A-E ARE CODED 6 OR DON'T KNOW, GO TO Do1

IF ANY Co3 A-E ARE CODED 1, GO TO Co4a FOR EACH RELEVANT CODE

AND IF ANY Co3 A-E ARE CODED 2-5, GO TO Co4b FOR EACH RELEVANT CODE

ASK FOR EACH Co3 A-E IF CODED 1

Co4a You said somebody has <enter relevant A-E> in the past 12 months. Did this happen, in your opinion, partly or completely BECAUSE you are Jewish?

Please select one option

SINGLE CODE EACH A-E (AS RELEVANT)

1. Yes
2. No
- Don't know

ASK FOR EACH Co3 A-E IF CODED 2-5

Co4b You said somebody has <enter relevant A-E>. How many of these incidents in the past 12 months have happened, in your opinion, partly or completely BECAUSE you are Jewish?

Please select one option

CODES SHOULD REFLECT THE ANSWER GIVEN AT Co3 A/B/C/D/E AS RELEVANT: THE MAXIMUM NUMBER SHOWN HERE SHOULD EQUAL THE NUMBER GIVEN AT Co3 A/B/C/D/E, E.G. IF ANSWER CODE 2 'TWICE' GIVEN AT Co3A, ONLY CODES 1 (1) AND 2 (2) SHOULD BE SHOWN HERE PLUS CODE 6 (NONE OF THEM) AND DON'T KNOW, E.G. IF CODE 3 '3-5 TIMES' GIVEN AT Co3A, ONLY CODES 1 (1), (2) AND 3 (3-5 TIMES) SHOULD BE SHOWN HERE PLUS CODE 6 (NONE OF THEM) AND DON'T KNOW
SINGLE CODE EACH A-E AS RELEVANT

1. 1
2. 2
3. 3-5 times
4. 6-9 times
5. 10 or more times
6. None of them
- Don't know

IF MORE THAN ONE STATEMENT AT Co2a A-E IS CODED 1, GO TO Cnewa
IF MORE THAN ONE STATEMENT AT Co2b A-E IS CODED 1-5, GO TO Cnewa
IF ONE STATEMENT AT Co2a A-E IS CODED 1 AND ONE STATEMENT AT Co2b IS CODED 1-5, GO TO Cnewa
1. THESE INCIDENTS GO TO Cnewa TO ESTABLISH WHICH IS THE MOST SERIOUS

IF ONLY ONE STATEMENT AT Co2a IS CODED 1 OR ONLY ONE STATEMENT AT Co2b IS CODED 1, GO TO Cnewb
2. THIS ONE INCIDENT TYPE EXPERIENCED IS THE FOCUS OF REMAINING C QUESTIONS

IF ONLY ONE STATEMENT AT Co2b IS CODED 2-5, GO TO Cnewc
3. THESE INCIDENTS GO TO Cnewc TO ESTABLISH WHICH IS THE MOST SERIOUS

ALL OTHERS GO TO Do1

ASK IF MORE THAN ONE STATEMENT AT Co2a A-E IS CODED 1, GO TO Cnew
OR IF MORE THAN ONE STATEMENT AT Co2b A-E IS CODED 1-5, GO TO Cnew
OR IF ONE STATEMENT AT Co2a A-E IS CODED 1 AND ONE STATEMENT AT Co2b IS CODED 1-5

Cnewa You previously identified the following incidents from the PAST FIVE YEARS as incidents that happened to you, in your opinion, partly or completely BECAUSE you are Jewish.
Which of these incidents do you consider the MOST SERIOUS? By most serious we mean the incident that had the biggest impact on you.

Somebody...

Please select one option

SINGLE CODE- ONLY THOSE CODED 1 AT Co2a A-E OR CODED 2-5 AT Co2b A-E ARE PRESENTED FOR SELECTION

1. Sent you emails, text messages (SMS), letters or cards that were offensive or threatening
2. Made offensive, threatening or silent phone calls to you
3. Loitered, waited for you or deliberately followed you in a threatening way
4. Made offensive or threatening comments to you in person
5. Posted offensive comments about you on the internet (including social networking websites such as Facebook)

SHOW IF Cnewa IS ANSWERED OR IF ONLY ONE STATEMENT AT Co2a IS CODED 1 OR IF ONLY ONE STATEMENT AT Co2b IS CODED 1

Cnewb For the following questions, please think about the following incident from the past five years that happened to you BECAUSE you are Jewish:
Somebody <show here the response selected at Cnewa or the one statement selected at either Co2a (code 1) or Co2b (code 1)>

SHOW IF ONLY ONE STATEMENT AT Co2b IS CODED 2-5

Cnewc In the PAST FIVE YEARS, somebody <show here the only response selected at Co2b (code 2-5)> more than once BECAUSE you are Jewish.
For the following questions, please think about the incident that you consider the MOST SERIOUS. By most serious we mean the incident that had the biggest impact on you.



SHOW IF Cnewa IS ANSWERED OR IF ONLY ONE STATEMENT AT Co2a IS CODED 1 OR IF ONLY ONE STATEMENT AT Co2b IS CODED 1-5

Co5 **Somebody <show here the response selected at Cnewa or the one statement selected at either Co2a (code 1) or Co2b (code 1-5)> BECAUSE you are Jewish.**

How many people were involved in doing this to you?

Please select one option

SINGLE CODE

1. One
2. Two
3. Three
4. Four
5. Five or more
- Don't know

SHOW IF Cnewa IS ANSWERED OR IF ONLY ONE STATEMENT AT Co2a IS CODED 1 OR IF ONLY ONE STATEMENT AT Co2b IS CODED 1-5

Co6 **Somebody <show here the response selected at Cnewa or the one statement selected at either Co2a (code 1) or Co2b (code 1-5)> BECAUSE you are Jewish.**

WHO did this to you?

Please select as many as apply.

MULTICODE OK UNLESS DK

1. Family/household member
2. Neighbour
3. Colleague, boss or supervisor at work
4. Someone from school, college or university
5. A customer, client or patient
6. Someone with a right-wing political view
7. Someone with a left-wing political view
8. Teenager or group of teenagers
9. Doctor, healthcare worker
10. Police officer or border guard
11. Public official (e.g. a civil servant)
12. Private security guard
13. Someone with a Christian extremist view
14. Someone with a Muslim extremist view
15. Someone else (specify)
- Don't know

SHOW IF Cnewa IS ANSWERED OR IF ONLY ONE STATEMENT AT Co2a IS CODED 1 OR IF ONLY ONE STATEMENT AT Co2b IS CODED 1-5

Co8 **Did you or anyone else report this incident to the police or to any other organisation?**

Please select one option

SINGLE CODE

1. Yes, to the police
2. Yes, to another organisation
3. Yes, to both the police AND another organisation
4. No, it was not reported
- Don't know

IF Co8 IS CODED 1 OR DON'T KNOW, GO TO C11

IF Co8 IS CODED 2 OR 3, GO TO Co9

IF Co8 IS CODED 4, GO TO C10

ASK IF Co8 IS CODED 2 OR 3

C09 <IF CODED 3: Apart from the police, how> <IF CODED 2: How> would you describe the authority or organisation(s) to which you reported the incident?

Please select as many as apply.

MULTICODE OK

THIS LIST IS FOR THE UK (FOR CODES 1-2) – COUNTRY EQUIVALENT CODES WILL BE ADDED

1. A Member of Parliament
2. A local government councillor
3. A Jewish authority figure (e.g. a rabbi, a leader in a Jewish organisation)
4. A Jewish organisation specialising in security and/or antisemitism
5. Another Jewish organisation
6. Someone in authority at your workplace, school or university
7. The media
8. A victim support organisation
9. Other organisation
- Don't know

ASK IF Co8 IS CODED 2 OR 4

C10 Why did you not report the incident to the police?

Please select as many as apply.

MULTICODE OK UNLESS DK

1. It was enough that I reported it to some other organisation
2. Fear of intimidation from perpetrators
3. I don't trust the police
4. Nothing would happen or change by reporting the incident(s)
5. I was concerned I would not be believed or taken seriously
6. It was not worth reporting because it happens all the time
7. It would have been too bureaucratic, time-consuming
8. Somebody stopped me or discouraged me
9. I dealt with the problem myself or with help from family or friends
10. I was too emotionally upset to report it
11. I didn't want anybody to know about the incident
12. Somebody else had reported it
13. The police found out about it on their own
14. Other reason(s) (specify)
- Don't know

SHOW IF Cnewa IS ANSWERED OR IF ONLY ONE STATEMENT AT Co2a IS CODED 1 OR IF ONLY ONE STATEMENT AT Co2b IS CODED 1-5

C11 <ONE STATEMENT AT Co2a IS CODED 1 OR IF ONLY ONE STATEMENT AT Co2b IS CODED 1-5: Following this incident / Cnew IS ANSWERED: Following ALL the incidents from over the PAST 5 YEARS> that happened in your opinion partly or completely BECAUSE you are Jewish, have you done any of the following?

Please select one option from each row

A-I RANDOMISED

SINGLE CODE EACH A-I

- Confronted the perpetrator(s) about what they were doing
- Moved to another area
- Changed your phone number/email address
- Stopped using your social networking (e.g. Facebook) account
- Talked about the incidents with friends or relatives
- Changed your workplace
- Changed your appearance, to look less Jewish
- Changed your name, to appear less Jewish
- Considered emigrating to another country
 - Yes
 - No
- Does not apply



Section D – Experiences of vandalism and violence

ASK ALL

Do1 In the PAST FIVE YEARS, how often, if at all, has somebody deliberately damaged or vandalised your home, car, or other property for example with graffiti?

Please select one option

SINGLE CODE

- a. Once
- b. Twice
- c. 3 times
- d. 4 times
- e. 5 times
- f. 6-9 times
- g. 10 or more times
- h. Never
- Don't know

IF Do1 IS CODED 8 OR DON'T KNOW, GO TO Do9

IF Do1 IS CODED 1, GO TO Do2a

IF Do1 IS CODED 2-7, GO TO Do2b

ASK IF Do1 IS CODED 1

Do2a And did this incident happen, in your opinion, partly or completely BECAUSE you are Jewish?

Please select one option

SINGLE CODE

1. Yes
2. No
- Don't know

ASK IF Do1 IS CODED 2-7

Do2b And how many of these incidents in the past five years have happened, in your opinion, partly or completely BECAUSE you are Jewish?

Please select one option

CODES SHOULD REFLECT THE ANSWER GIVEN AT Do1: THE MAXIMUM NUMBER SHOWN HERE SHOULD EQUAL THE NUMBER GIVEN AT Do1 E.G. IF CODE 2 'TWICE' GIVEN AT Do1, ONLY CODES 1 (1) AND 2 (2) SHOULD BE SHOWN HERE PLUS CODE 8 (NONE OF THEM) AND DON'T KNOW, E.G. IF CODE 3 'THREE TIMES' GIVEN AT Do1, ONLY CODES 1 (1), (2) AND 3 (3) SHOULD BE SHOWN HERE PLUS CODE 8 (NONE OF THEM) AND DON'T KNOW

SINGLE CODE

1. 1
2. 2
3. 3
4. 4
5. 5
6. 6-9
7. 10 or more
8. None of them
- Don't know

ASK IF D01 IS CODED 1-7

D03 In the PAST 12 MONTHS, how often, if at all, has somebody deliberately damaged or vandalised your home or your car, for example with graffiti?

Please select one option

CODES SHOULD REFLECT THE ANSWER GIVEN AT D01: THE MAXIMUM NUMBER SHOWN HERE SHOULD EQUAL THE NUMBER GIVEN AT D01 E.G. IF CODE 2 'TWICE' GIVEN AT D01, ONLY CODES 1 (1) AND 2 (2) SHOULD BE SHOWN HERE PLUS CODE 8 (NEVER) AND DON'T KNOW, E.G. IF CODE 3 'THREE TIMES' GIVEN AT D01, ONLY CODES 1 (1), (2) AND 3 (3) SHOULD BE SHOWN HERE PLUS CODE 8 (NEVER) AND DON'T KNOW

SINGLE CODE

1. Once
2. Twice
3. 3 times
4. 4 times
5. 5 times
6. 6-9 times
7. 10 or more times
8. Never
9. Don't remember

IF D03 IS CODED 1, GO TO D04a

IF D03 IS CODED 2-7, GO TO D04b

IF D03 IS CODED 8-9, GO TO D09

ASK IF D03 IS CODED 1

D04a And did this incident happen, in your opinion, partly or completely BECAUSE you are Jewish?

Please select one option

SINGLE CODE

1. Yes
2. No
- Don't know

ASK IF D03 IS CODED 2-7

D04b And how many of these incidents in the past 12 months have happened, in your opinion, partly or completely BECAUSE you are Jewish?

Please select one option

CODES SHOULD REFLECT THE ANSWER GIVEN AT D03: THE MAXIMUM NUMBER SHOWN HERE SHOULD EQUAL THE NUMBER GIVEN AT D03 E.G. IF CODE 2 'TWICE' GIVEN AT D03, ONLY CODES 1 (1) AND 2 (2) SHOULD BE SHOWN HERE PLUS CODE 8 (NONE OF THEM) AND DON'T KNOW, E.G. IF CODE 3 'THREE TIMES' GIVEN AT D03, ONLY CODES 1 (1), (2) AND 3 (3) SHOULD BE SHOWN HERE PLUS CODE 8 (NONE OF THEM) AND DON'T KNOW

SINGLE CODE

1. 1
2. 2
3. 3
4. 4
5. 5
6. 6-9
7. 10 or more
8. None of them
- Don't know



READ IF Do2b IS CODED 2-7

Do2c You identified a number of incidents from the LAST FIVE YEARS where somebody deliberately damaged or vandalised your home or your car partly or completely BECAUSE you are Jewish. The next questions are about the ONE incident that you consider to have been the MOST SERIOUS. By most serious we mean the incident that had the biggest impact on you.

ASK IF Do2a IS CODED 1 OR Do2b IS CODED 1-7

Do6 Thinking about the <IF Do2b IS CODED 2-7: most serious> incident from the LAST FIVE YEARS where somebody, deliberately damaged or vandalised your home or your car partly or completely BECAUSE you are Jewish, did you or anyone else report this incident to the police or to any other organisation?

Please select one response

SINGLE CODE

1. Yes, to the police
2. Yes, to another organisation
3. Yes, to both the police and another organisation
4. No, it was not reported
- Don't know

IF Do6 IS CODED 1 OR DON'T KNOW, GO TO Do9

IF Do6 IS CODED 2 OR 3, GO TO Do7

IF Do6 IS CODED 2 OR 4, GO TO Do8

ASK IF Do6 IS CODED 2 OR 3

Do7 < IF Do6 IS CODED 3: Apart from police, how> <IF Do6 IS CODED 2: How> would you describe the authority or organisation(s) to which you reported this incident?

Please select as many as apply.

MULTICODE OK

THIS LIST IS FOR THE UK (FOR CODES 1-2) – COUNTRY EQUIVALENT CODES WILL BE ADDED

1. A Member of Parliament
2. A local government councillor
3. A Jewish authority figure (e.g. a rabbi, a leader in a Jewish organisation)
4. A Jewish organisation specialising in security and/or antisemitism
5. Another Jewish organisation
6. Someone in authority at your workplace, school or university
7. The media
8. A victim support organisation
9. Other organisation
- Don't know

ASK IF Do6 IS CODED 2 OR 4

Do8 Why did you not report the incident to the police?

Please select as many as apply.

MULTICODE OK UNLESS DK

1. It was enough that I reported it to some other organisation
2. Fear of intimidation from perpetrators
3. I don't trust the police
4. Nothing would happen or change by reporting the incident(s)
5. I was concerned I would not be believed or taken seriously
6. It was not worth reporting because it happens all the time
7. It would have been too bureaucratic, time-consuming
8. Somebody stopped me or discouraged me
9. I dealt with the problem myself or with help from family or friends

10. I was too emotionally upset to report it
11. I didn't want anybody to know about the incident
12. Somebody else had reported it
13. The police found out about it on their own
14. Other reason(s) (specify)
Don't know

ASK ALL

D09 In the PAST 5 YEARS, how often, if at all, has somebody physically attacked you – that is, hit or pushed you – or threatened you in a way that frightened you? This could have happened anywhere, such as at home, on the street, on public transport, at your workplace or anywhere else.

Please select one option

SINGLE CODE

1. Once
2. Twice
3. 3 times
4. 4 times
5. 5 times
6. 6–9 times
7. 10 or more times
8. Never
Don't know

IF D09 IS CODED 1, GO TO D10a

IF D09 IS CODED 2-7, GO TO D10B

IF D09 IS CODED 8 OR DON'T KNOW, GO TO D11

ASK IF D09 IS CODED 1

D10a And did this incident happen, in your opinion, partly or completely BECAUSE you are Jewish?

Please select one option

SINGLE CODE

1. Yes
2. No
Don't know

ASK IF D09 IS CODED 2-7

D10b And how many of these incidents in the past five years have happened, in your opinion, partly or completely BECAUSE you are Jewish?

Please select one response

CODES SHOULD REFLECT THE ANSWER GIVEN AT D09: THE MAXIMUM NUMBER SHOWN HERE SHOULD EQUAL THE NUMBER GIVEN AT D09 E.G. IF CODE 2 'TWICE' GIVEN AT D09, ONLY CODES 1 (1) AND 2 (2) SHOULD BE SHOWN HERE PLUS CODE 8 (NONE OF THEM) AND DON'T KNOW, E.G. IF CODE 3 'THREE TIMES' GIVEN AT D09, ONLY CODES 1 (1), (2) AND 3 (3) SHOULD BE SHOWN HERE PLUS CODE 8 (NONE OF THEM) AND DON'T KNOW

SINGLE CODE

1. 1
2. 2
3. 3
4. 4
5. 5
6. 6–9
7. 10 or more
8. None of them
Don't know



ASK IF D09 IS CODED 1-7

D11 In the PAST 12 MONTHS, how often, if at all, has somebody physically attacked you – that is, hit or pushed you – or threatened you in a way that frightened you? This could have happened anywhere, such as at home, on the street, on public transport, at your workplace or anywhere else.

Please select one option

CODES SHOULD REFLECT THE ANSWER GIVEN AT D09: THE MAXIMUM NUMBER SHOWN HERE SHOULD EQUAL THE NUMBER GIVEN AT D09 E.G. IF CODE 2 'TWICE' GIVEN AT D09, ONLY CODES 1 (1) AND 2 (2) SHOULD BE SHOWN HERE PLUS CODE 8 (NEVER) AND DON'T KNOW, E.G. IF CODE 3 'THREE TIMES' GIVEN AT D09, ONLY CODES 1 (1), (2) AND 3 (3) SHOULD BE SHOWN HERE PLUS CODE 8 (NEVER) AND DON'T KNOW
SINGLE CODE

1. Once
2. Twice
3. 3 times
4. 4 times
5. 5 times
6. 6–9 times
7. 10 or more times
8. Never
9. Don't remember

IF D11 IS CODED 1, GO TO D12a

IF D11 IS CODED 2-7, GO TO D12b

IF D11 IS CODED 8-9, GO TO E1

ASK IF D11 IS CODED 1

D12a And did this incident happen, in your opinion, partly or completely BECAUSE you are Jewish?

Please select one option

SINGLE CODE

1. Yes
2. No
- Don't know

ASK IF D11 IS CODED 2-7

D12b And how many of these incidents in the last 12 months have happened, in your opinion, partly or completely BECAUSE you are Jewish?

Please select one option

CODES SHOULD REFLECT THE ANSWER GIVEN AT D11: THE MAXIMUM NUMBER SHOWN HERE SHOULD EQUAL THE NUMBER GIVEN AT D11 E.G. IF CODE 2 'TWICE' GIVEN AT D11, ONLY CODES 1 (1) AND 2 (2) SHOULD BE SHOWN HERE PLUS CODE 8 (NONE OF THEM) AND DON'T KNOW, E.G. IF CODE 3 'THREE TIMES' GIVEN AT D11, ONLY CODES 1 (1), (2) AND 3 (3) SHOULD BE SHOWN HERE PLUS CODE 8 (NONE OF THEM) AND DON'T KNOW
SINGLE CODE

1. 1
2. 2
3. 3
4. 4
5. 5
6. 6–9
7. 10 ore more
8. None of them
- Don't know

READ IF D10b IS CODED 2-7

D10c You identified a number of incidents from the LAST FIVE YEARS where somebody physically attacked you – that is, hit or pushed you – or threatened you in a way that frightened you BECAUSE you are Jewish. The next questions are about the ONE incident that you consider to have been the most serious. By most serious we mean the incident that had the biggest impact on you.

ASK IF D10b IS CODED 1-7 OR IF D10a IS CODED 1

D14 Thinking about the <IF D10B IS CODED 2-7: most serious> incident from the LAST FIVE YEARS, did the incident involve threats against you, the use of force against you, or did it involve both threats and the use of force?

Please select one option

SINGLE CODE

1. Only threats were made against me
2. Only force was used against me
3. Threats were made AND force was used against me
4. Prefer not to say

ASK IF D10b IS CODED 1-7 OR IF D10a IS CODED 1

D15 Thinking about this incident, where somebody physically attacked you or threatened you in a way that frightened you partly or completely because you are Jewish, how many people were involved in doing this to you?

Please select one option

SINGLE CODE

1. One
 2. Two
 3. Three
 4. Four
 5. Five or more
- Don't know

ASK IF D10b IS CODED 1-7 OR IF D10a IS CODED 1

D16 Still thinking about the incident where somebody physically attacked you or threatened you in a way that frightened you partly or completely because you are Jewish, who did this to you?

Please select as many as apply.

MULTICODE OK UNLESS DK

1. Family/household member
 2. Neighbour
 3. Colleague, boss or supervisor at work
 4. Someone from school, college or university
 5. A customer, client or patient
 6. Someone with a right-wing political view
 7. Someone with a left-wing political view
 8. Teenager or group of teenagers
 9. Doctor, healthcare worker
 10. Police officer or border guard
 11. Public official (e.g. a civil servant)
 12. Private security guard
 13. Someone with a Christian extremist view
 14. Someone with a Muslim extremist view
 15. Someone else (specify)
- Don't know



ASK IF D10b IS CODED 1-7 OR IF D10a IS CODED 1

D18 Where did the this incident happen?

Please select as many as apply.

1-14 RANDOMISED

MULTICODE OK

- a. At my home
 - b. In some other residential building, apartment
 - c. At school, university
 - d. At the workplace
 - e. In a café, restaurant, pub, club
 - f. In a car
 - g. On public transport
 - h. In a sports club, a gym
 - i. In a hospital, doctor's office
 - j. In a street, square, car park or other public place
 - k. In a park, forest
 - l. On way to/from Jewish site or event e.g. synagogue, community centre
 - m. At a sporting event
 - n. At a political event
 - o. Other (specify)
- Don't know

ASK IF D10b IS CODED 1-7 OR IF D10a IS CODED 1

D19 Did you or anyone else report this incident to the police or to any other organisation?

Please select one option

SINGLE CODE

1. Yes, to the police
 2. Yes, to another organisation
 3. Yes, to both the police and another organisation
 4. No, it was not reported
- Don't know

IF D19 IS CODED 1 OR DON'T KNOW, GO TO E01

IF D19 IS CODED 2 OR 3, GO TO D20

IF D19 CODED 2 OR 4, GO TO D21

ASK IF D19 IS CODED 2 OR 3

D20 <IF D19 IS CODED 3: Apart from police, how> <IF D19 IS CODED 2: How,> would you describe the authority organisation(s) to which you reported the incident?

Please select as many as apply.

MULTICODE OK

THIS LIST IS FOR THE UK (FOR CODES 1-2) – COUNTRY EQUIVALENT CODES WILL BE ADDED

1. A Member of Parliament
 2. A local government councillor
 3. A Jewish authority figure (e.g. a rabbi, a leader in a Jewish organisation)
 4. A Jewish organisation specialising in security and/or antisemitism
 5. Another Jewish organisation
 6. Someone in authority at your workplace, school or university
 7. The media
 8. A victim support organisation
 9. Other organisation
- Don't know

ASK IF D19 IS CODED 2 OR 4

D21 Why did you not report the incident to the police?

Please select as many as apply.

MULTICODE OK UNLESS DK

1. It was enough that I reported it to some other organisation
2. Fear of intimidation from perpetrators
3. I don't trust the police
4. Nothing would happen or change by reporting the incident(s)
5. I was concerned I would not be believed or taken seriously
6. It was not worth reporting because it happens all the time
7. It would have been too bureaucratic, time-consuming
8. Somebody stopped me or discouraged me
9. I dealt with the problem myself or with help from family or friends
10. I was too emotionally upset to report it
11. I didn't want anybody to know about the incident
12. Somebody else had reported it
13. The police found out about it on their own
14. Other reason(s) (specify)
Don't know



Section E – Rights awareness

ASK ALL

E01 The next questions are about discrimination. By discrimination we mean when somebody is treated less favourably than others because of a specific personal feature, such as age, gender, or ethnic or religious background.

From what you know or have heard, is there a law in [A02: COUNTRY] that forbids discrimination *against Jewish people* in the following situations:

Please select one option for each row

SINGLE CODE EACH A-D

	Yes	No	DK
E01a When applying for a job?	1	2	9
E01b When entering a shop, restaurant, bar or (night)club?	1	2	9
E01c When using healthcare services?	1	2	9
E01d When renting or buying a flat or a house?	1	2	9

ASK ALL

E02 Do you know of any authority or organisation in [A02:COUNTRY] that can offer support or advice to people who have been discriminated against – for whatever reason?

Please select one option

SINGLE CODE

- a. Yes
- b. No

IF E02 IS CODED 1, GO TO E03,

IF E02 IS CODED 2, GO TO E04

ASK IF E02 IS CODED 1

E03 How would you describe the authority or organisation(s) you know that provide support or advice to people who have been discriminated against? Please select as many as apply.

MULTICODE OK

THIS LIST IS FOR THE UK (FOR CODES 1-2) – COUNTRY EQUIVALENT CODES WILL BE ADDED

1. A Member of Parliament
 2. A local government councillor
 3. Equality and Human Rights Commission (EHRC)/Equality Commission for Northern Ireland
 4. A Jewish authority figure (e.g. a rabbi, a leader in a Jewish organisation)
 5. A Jewish organisation specialising in security and/or antisemitism
 6. Another Jewish organisation
 7. Someone in authority at your workplace, school or university
 8. The media
 9. A victim support organisation
 10. Other organisation
- Don't know

ASK ALL

E04 From what you know or have heard, is there a law in [A02:COUNTRY] against:

Please select one option for each row

SINGLE CODE

	Yes	No	DK
E04a Denying or trivialising the Holocaust?	1	2	9
E04b Incitement to violence or hatred against Jews?	1	2	9

Section F – Experiences of discrimination

ASK ALL

Fo1 In the PAST 12 MONTHS have you personally felt discriminated against or harassed in [Aoz:COUNTRY] on the basis of any of the following grounds?

Please select one option for each row

SINGLE CODE EACH A-G

	Yes	No	DK
Fo1a Ethnic background	1	2	9
Fo1b Gender	1	2	9
Fo1c Sexual orientation	1	2	9
Fo1d Age	1	2	9
Fo1e Religion or belief	1	2	9
Fo1f Disability	1	2	9
Fo1g For another reason (specify)	1	2	9

ASK ALL

Fo2 During the LAST 12 MONTHS, have you done any of the following in [Aoz: COUNTRY]:

Please select one option for each row

SINGLE CODE EACH A-I

	Yes	No
Fo2a Looked for a job?	1	2
Fo2b Worked/been employed?	1	2
Fo2c Looked for a house or apartment to rent or buy?	1	2
Fo2d Used public or private healthcare services?	1	2
Fo2e Attended school, university or other training, either yourself or one of your children (if applicable)?	1	2
Fo2f Visited a café, restaurant, bar or (night)club?	1	2
Fo2g Visited a shop?	1	2
Fo2h Visited a bank or insurance company?	1	2
Fo2i Exercised at a sports club, a gym, or other social facilities or tried to join one?	1	2

FOR EACH ITEM WHERE Fo2a-Fo2i IS CODED 1 (YES), ASK THE CORRESPONDING ITEMS IN Fnew

Fnew During the LAST 12 MONTHS, have you personally felt discriminated against, for any reason, in any of the following situations:

Please select one option for each row

SINGLE CODE EACH A-I (AS RELEVANT)

	Yes	No	DK
Fnewa When looking for work?	1	2	9
Fnewb At the work place, by people you work for or work with?	1	2	9
Fnewc When looking for a house or apartment to rent or buy, by people working in a public housing agency, or by a private landlord or agency?	1	2	9
Fnewd By people working in public or private health services? This could be by anyone, such as a receptionist, a nurse or a doctor.	1	2	9
Fnewe By people working in a school or in training? This could have happened to you as a student or as a parent.	1	2	9
Fnewf When in or trying to enter a café, restaurant, bar or (night)club?	1	2	9
Fnewg When in or trying to enter a shop?	1	2	9
Fnewh By the personnel in a bank or an insurance company?	1	2	9
Fnewi When joining or using a sports club, a gym, or other social facilities?	1	2	9



FOR EACH ITEM WHERE Fnewa-Fnewi IS CODED 1 (YES), ASK THE CORRESPONDING ITEMS IN F03

F03 You said that during the LAST 12 MONTHS, you have personally felt discriminated against in the following situation(s). Did you feel in any of these cases that you were discriminated against BECAUSE you are Jewish:

Please select one option for each row
SINGLE CODE EACH A-I (AS RELEVANT)

	Yes	No	DK
F03a When looking for work?	1	2	9
F03b At the work place, by people you work for or work with?	1	2	9
F03c When looking for a house or apartment to rent or buy, by people working in a public housing agency, or by a private landlord or agency?	1	2	9
F03d By people working in public or private health services? This could be by anyone, such as a receptionist, a nurse or a doctor.	1	2	9
F03e By people working in a school or in training? This could have happened to you as a student or as a parent.	1	2	9
F03f When in or trying to enter a café, restaurant, bar or (night)club?	1	2	9
F03g When in or trying to enter a shop?	1	2	9
F03h By the personnel in a bank or an insurance company?	1	2	9
F03i When joining or using a sports club, a gym, or other social facilities?	1	2	9

IF ONE F03a-F03i IS CODED 1, GO TO F04a

IF MORE THAN ONE F03a-F03i IS CODED 1, GO TO F04b

IF ALL F03a-F03i ARE CODED 2 OR DON'T KNOW, GO TO F06

SHOW IF ONE F03 IS CODED 1

F04a You said that during the last 12 months, you felt discriminated against <ENTER INCIDENT FROM F03a> BECAUSE you are Jewish

GO TO F04c

SHOW IF MORE THAN ONE F03 IS CODED 1

F04b You said that during the last 12 months, you felt discriminated against in the following situations BECAUSE you are Jewish

Thinking about the MOST SERIOUS incident that happened to you in the past 12 months, which type of incident was it? By most serious we mean the incident that had the biggest impact on you.

Please select one option

SINGLE CODE

ASK IF ANY F03a IS CODED 1

F04c Some people report acts of discrimination to an organisation or an office where complaints can be made, or at the place where it happened. Others do not report such acts.

Thinking about this one incident, did you or anyone else report it anywhere?

Please select one option

SINGLE CODE

- a. Yes
- b. No

IF Fo4c IS CODED 1, GO TO Fo5

IF Fo4c IS CODED 2, GO TO Fo6.

ASK IF Fo4c IS CODED 1

Fo5 How would you describe the authority or organisation(s) to which you reported the incident?

Please select as many as apply.

MULTICODE OK

THIS LIST IS FOR THE UK (FOR CODES 1-2) – COUNTRY EQUIVALENT CODES WILL BE ADDED.

1. A Member of Parliament
2. A local government councillor
3. Equality and Human Rights Commission (EHRC)/Equality Commission for Northern Ireland A Jewish authority figure (e.g. a rabbi, a leader in a Jewish organisation)
4. A Jewish organisation specialising in security and/or antisemitism
5. Another Jewish organisation
6. Someone in authority at your workplace, school or university
7. The media
8. A victim support organisation
9. The police
10. Other organisation

GO TO Fo8

ASK IF Fo4c IS CODED 2

Fo6 Why did you not report the incident?

Please select as many as apply.

MULTICODE OK UNLESS DK

1. Fear of intimidation from perpetrators
2. I didn't know how or where to report it
3. Nothing would happen or change by reporting the incident
4. I was concerned I would not be believed or taken seriously
5. It was not worth reporting because it happens all the time
6. It would have been too bureaucratic, time-consuming
7. Somebody stopped me or discouraged me
8. I dealt with the problem myself or with help from family or friends
9. I was too emotionally upset to report it
10. I didn't want anybody to know about the incident
11. Somebody else had reported it
12. Other reason(s) (specify)
Don't know

ASK ALL

Fo8 Do you ever avoid wearing, carrying or displaying things that might help people recognise you as a Jew in public, for example wearing a *kippa*/skullcap, *magen david*/Star of David or specific clothing, or displaying a *Mezuzah*?

Please select one option

SINGLE CODE

1. Never
2. Occasionally
3. Frequently
4. All the time
5. Not applicable – I never carry or display these items in public



ASK ALL

F09 Thinking about the following organisations in [A02:COUNTRY], in your view, would they generally treat you worse than other people in the country, better than other people in the country, or the same as other people in the country BECAUSE you are Jewish?

Please select one option for each row

A-D RANDOMISED

1-3 ROTATED

SINGLE CODE EACH A-D

- A. The police**
- B. A private letting agent or landlord**
- C. The court system**
- D. A local doctor's surgery**
 - 1. They would treat me worse than other people
 - 2. They would treat me better than other people
 - 3. They would treat me the same as other people
 - Don't know

ASK ALL

F10 In the LAST 12 MONTHS, have you personally heard or seen non-Jewish people suggest that circumcision and traditional slaughter (shechita), should NOT be allowed to take place in [A02: COUNTRY]?

Please select one option

SINGLE CODE ONLY

- 1. Yes, about circumcision (*brit mila*)
- 2. Yes, about traditional slaughter (*shechita*)
- 3. Yes, about both circumcision (*brit mila*) AND traditional slaughter (*shechita*)
- 5. No, I have not heard or seen any such suggestions

ASK ALL

F11 How big a problem, if at all, would the following be for you as a Jew?

Please select one option for each row

SINGLE CODE EACH A-B

- 1. A prohibition of circumcision (*brit mila*)**
- 2. A prohibition of traditional slaughter (*shechita*)**
 - 1. A very big problem
 - 2. A fairly big problem
 - 3. Not a very big problem
 - 4. Not a problem at all
 - Don't know

Section G – Respondent background

SHOW TO ALL:

This is the last part of the questionnaire. This information is used to check that we are involving a wide range of people in the survey and to help us with our analysis. Remember that all information is completely confidential and it will be impossible to identify you in the results.

ASK ALL

Go1 Are you:

Please select one option

SINGLE CODE

1. Male
2. Female

ASK ALL

Go2. Are you currently...?

Please select one option

THIS IS THE UK LIST. IT WILL NOT BE USED IN ALL COUNTRIES IN THIS FORMAT: EACH COUNTRY WILL USE A RELEVANT LIST AND CODES WILL BE COLLAPSED INTO RELEVANT CATEGORIES POST-FIELDWORK. BEFORE APPROVING THE COUNTRY CODES, WE WILL CHECK THEY CAN EASILY BE HARMONISED.

SINGLE CODE

1. Single, that is never married
2. Co-habiting/living with your partner
3. Married and living with [husband/wife]
4. A civil partner in a legally-recognised Civil Partnership
5. Married but separated from your husband/wife
6. Divorced
7. Widowed
8. Something else

ASK ALL

Go3 What is the highest level of education you have achieved?

Please select one option

THIS IS THE UK LIST. IT WILL NOT BE USED IN ALL COUNTRIES IN THIS FORMAT: EACH COUNTRY WILL USE A RELEVANT LIST AND CODES WILL BE COLLAPSED INTO RELEVANT CATEGORIES POST-FIELDWORK. BEFORE APPROVING THE COUNTRY CODES, WE WILL CHECK THEY CAN EASILY BE HARMONISED.

SINGLE CODE

- A. Left school at 16 or younger with no qualifications (or with qualifications lower than O level)
- B. Left school at 16 with O Levels, GCSEs or CSE (equivalent)
- C. Left school at 17/18 with A Levels (or equivalent) or vocational education (such as HNC/HND etc. completed instead of A levels)
- D. Completed higher diploma below degree level (HND, HNC degree completed after finishing high school; other degrees below university level)
- E. Completed first degree (BA/BSc, Bachelors)
- F. Completed higher/postgraduate degree (MA, MSc, Masters, PhD etc.)



ASK ALL

Go4 Which of these descriptions BEST applies to you?

Please select one option

THIS IS THE UK LIST. IT WILL NOT BE USED IN ALL COUNTRIES IN THIS FORMAT: EACH COUNTRY WILL USE A RELEVANT LIST AND CODES WILL BE COLLAPSED INTO RELEVANT CATEGORIES POST-FIELDWORK. BEFORE APPROVING THE COUNTRY CODES, WE WILL CHECK THEY CAN EASILY BE HARMONISED.

SINGLE CODE

1. Employee (full-time)
2. Employee (part-time)
3. Self-employed
4. In full-time education
5. Unemployed for six months or more
6. Unemployed for less than six months
7. Permanently sick or disabled
8. Retired
9. Looking after the home
10. Doing something else (specify)

ASK ALL

Go8a How religious would you say you are? Please position yourself on a scale ranging from 1 to 10, where 1 means not religious at all and 10 means very religious.

Not at all religious

Very religious

1									10
---	--	--	--	--	--	--	--	--	----

Don't know

ASK ALL

Go8b Which of the following Jewish practices, if any, do you personally observe?

Please select all that apply to you.

1-6 ROTATED

MULTICODE OK UNLESS CODES 7 OR DK

1. Attend Passover *Seder* most or all years
2. Do not switch on lights on the Sabbath
3. Attend synagogue weekly or more often
4. Eat only *kosher* meat at home
5. Light candles most Friday nights
6. Fast on *Yom Kippur* most or all years
7. None of these
- Don't know

ASK ALL

Go8c Of which synagogue body, if any, are you currently a member?

Please select all that apply to you

THIS IS THE UK LIST. IT WILL NOT BE USED IN ALL COUNTRIES IN THIS FORMAT: EACH COUNTRY WILL USE A RELEVANT LIST AND CODES WILL BE COLLAPSED INTO RELEVANT CATEGORIES POST-FIELDWORK. BEFORE APPROVING THE COUNTRY CODES, WE WILL CHECK THEY CAN EASILY BE HARMONISED.

MULTICODE OK UNLESS CODE 1 OR DK

1. I do not belong to a synagogue
2. Assembly of Masorti Synagogues
3. Federation of Synagogues
4. Liberal Judaism
5. Mainstream Orthodox (e.g. Independent/United Synagogue)
6. Movement for Reform Judaism
7. Union of Orthodox Hebrew Congregations
8. Other
- Don't know

ASK ALL

Go8d. Which of the following comes closest to describing your current Jewish identity?

Please select one option

SINGLE CODE

1. Just Jewish
2. Reform/Progressive
3. Traditional
4. Orthodox (e.g. would not turn on a light on Sabbath)
5. Haredi (strictly-Orthodox)
6. Mixed – I am both Jewish and another religion
7. None of these

ASK ALL

Go8e. How important, if at all, are the following items to your sense of Jewish identity?

Please select one option for each row

A-T RANDOMISED

1-4 ROTATED

SINGLE CODE EACH A-L

- a. Believing in God
- b. Feeling part of the Jewish People
- c. Sharing Jewish festivals with my family
- d. Strong moral and ethical behaviour
- e. Keeping kosher
- f. Supporting Israel
- g. Jewish culture (such as Jewish music, literature and art)
- h. Combating antisemitism
- i. Remembering the Holocaust
- j. Donating funds to charity
- k. Studying Jewish religious texts
- l. Observing at least some aspects of *Shabbat* (the Sabbath)
 1. Very important
 2. Fairly important
 3. Fairly unimportant
 4. Very unimportant
 - Don't Know

ASK ALL

Go8f. Please position yourself on a scale ranging from 1 to 10 according to the strength of your Jewish identity, where 1 means very low strength and 10 means very high strength.

Very low strength

Very high strength

1									10
---	--	--	--	--	--	--	--	--	----

Don't know

ASK ALL

Go8g. Please tell us how strongly you feel you belong to <A02: COUNTRY>.

Please select one option

SINGLE CODE

1. Very strongly
2. Fairly strongly
3. Not very strongly
4. Not at all strongly
- Don't know



ASK ALL

G10 a Have you ever been to Israel?

Please select all as many as apply

1-4 ROTATED

MULTI CODE OK UNLESS CODE 1

1. I have never been to Israel
2. I have been to Israel as a visitor/on holiday
3. I have lived in Israel for more than one year
4. I was born in Israel

ASK ALL

G10b Do you have any family or relatives living in Israel?

Please select one option

1-4 ROTATED

SINGLE CODE

1. Yes, all or almost all of them
2. Yes, many of them
3. Yes, some of them
4. No, none
- Don't know

ASK ALL

Gnew Which region do you currently live in?

Please select one option

THIS IS THE UK LIST. EACH COUNTRY WILL USE AN EQUIVALENT LIST.

1. North West
2. North East
3. West Midlands
4. East Midlands
5. East of England
6. Yorkshire & Humberside
7. South East
9. South West
10. London
11. Wales
12. Scotland
- Don't know

ASK ALL

G12 Which of the following options best describes the area where you live? If you live in more than one location, please select the place that best describes where you spend most of your time.

Please select one option

SINGLE CODE

1. The capital city/ a big city
2. The suburbs or outskirts of a big city
3. A town or a small city
4. A country village
5. A farm or home in the countryside
6. Other

ASK ALL

G13 What proportion of the people living in your local area would you say are Jewish people?

Please select one option

1-5 ROTATED

SINGLE CODE

1. None or very few
 2. A few
 3. About half
 4. A lot
 5. Almost all or all
- Don't know

ASK ALL

G14 Could you please indicate what your household's net combined monthly income is – that is, after deductions for tax, social insurance, and other compulsory deductions?

SINGLE CODE

NATIONAL INCOME QUANTILES TO BE PRESENTED HERE

Don't know

Prefer not to say

ASK ALL

G15 What is or are your country or countries of citizenship?

Please select as many as apply.

MULTICODE OK UNLESS DON'T KNOW OR REFUSED

MULTICODE

1. Belgium
2. France
3. Germany
4. Hungary
5. Italy
6. Latvia
7. Romania
8. Sweden
9. United Kingdom
10. Other EU Member State
11. Israel
12. Other (specify)

Don't know

Refused

Please tell us a bit about your family

ASK ALL

G16a. Where were you, your parents (DISPLAY IF CODES 2, 3, 4 OR 5 CODED AT G02 and your spouse/partner) born?

Please select one option for each person

SINGLE CODE EACH A-D

DOWN SIDE OF GRID

You

Your mother

Your father

Your spouse/partner (DISPLAY IF 2, 3, 4 OR 5 CODED AT G02)



ACROSS TOP OF GRID

[A02: COUNTRY]

- In another European Union Member State
- Elsewhere in Europe
- Israel
- United States
- Other country (specify)
- Don't know

ASK ALL

G16c. Which of the following categories BEST describes you and your family?

Please select one option for each person.

SINGLE CODE EACH A-D

DOWN SIDE OF GRID

- You
- Mother
- Father
- Spouse/partner (DISPLAY IF 2,3,4 OR 5 CODED AT G02)

ACROSS TOP OF GRID

- Jewish by birth
- Jewish by conversion
- Not Jewish
- Don't know

ASK ALL

G17. Which of the following categories BEST describes you?

Please select one option

SINGLE CODE

1. Ashkenazi
2. Sephardi
3. Mixed
4. Other
- Don't know

Section H – Conclusion

ASK ALL OPEN WEB SURVEY ONLY:

Ho1 Finally, where did you hear about this survey?

Please select as many as apply

MULTICODE OK UNLESS DON'T KNOW

1. I read about it in a newspaper (printed or online)
 2. I received an email from an organisation or online network
 3. Somebody told me about it or sent me the link
 4. I saw an advertisement (banner) online
 5. Somewhere else
- Don't know

ASK ALL

Ho2 Is there anything else that you would like to add concerning antisemitism in [A02:COUNTRY] or do you have a question in mind that should have been asked in this survey?

Please type in your answer below

IF BLANK GO TO Ho3

Please move to the next page to submit your answers.

NEW SCREEN:

SHOW TO ALL

Ho3 You have now come to the end of the survey and have submitted your answers. Thank you very much for your participation! By completing the questionnaire, you have contributed to an important study designed to inform policy on how to combat antisemitism both in [COUNTRY] and across Europe. The results will be published by the European Union Agency for Fundamental Rights in 2013. For more information on the European Union Agency for Fundamental Rights, please visit <http://fra.europa.eu>.

Table A1: List of Equality bodies mentioned in the survey questionnaire, by country and/or language version

Country/ language version	Equality body
BE	Flemish: Centrum voor gelijkheid van kansen en voor racismebestrijding, of Ombudsman
	French - Commission égalitaire [titre du pays] ou médiateur
DE	Gleichstellungsbeauftragte(r) [landesspezifischer Titel] oder Ombudsmann/-frau
FR	Le défenseur des droits, La HALDE (membre de la HALDE)
HU	Egyenlő Bánásmód Hatóság vagy az Ombudsman
IT	Un ente contro le discriminazioni razziali, Difensore Civico (Ombudsman)
LV	Tiesībsarga birojs
RO	Comisia pentru Egalitate de Șanse sau Avocatul Poporului
SE	Jämställdhetsombudsmannen eller Diskrimineringsombudsmannen
UK	Equality and Human Rights Commission (EHRC)/Equality Commission for Northern Ireland
Hebrew	[הנידמה מש]ב תיוכז וניוושב קסועה פוג
Russian	Орган [country name] или лицо, отстаивающее равенство прав

Source: FRA, 2013



Annex 2 – Question and answer document

Perceptions and experiences of antisemitism among Jews in selected EU Member States

Frequently asked questions

Who commissioned the survey and why?

The survey has been commissioned by the European Union Agency for Fundamental Rights (FRA) (www.fra.europa.eu), based in Vienna, Austria. FRA's purpose is to provide evidence-based advice to EU institutions and Member States on issues related to fundamental rights. One important way of collecting evidence is by asking people in Europe, through survey research, about their experiences and perceptions – how people's rights are realised in everyday life.

This particular survey is concerned with Jewish people's fundamental rights, and the data will be used to provide important evidence to EU and national policy makers, as well as organisations working within Jewish and wider civil society. In this way the survey will contribute to ensuring that the rights of Jewish people are respected, protected and fulfilled across the EU.

Who is conducting the survey?

The survey is being conducted by the JPR (www.jpr.org.uk) and Ipsos MORI (www.ipsos-mori.com). JPR is an independent research institute based in the UK that specialises in contemporary Jewish affairs, and supplies research data to a wide range of agencies both within and beyond the Jewish community. Its academic team for this project includes Professor Eliezer Ben-Rafael (Tel Aviv University, Israel), Professor Erik Cohen (Bar-Ilan University, Israel), Professor Sergio DellaPergola (Hebrew University, Israel), Professor Lars Dencik (Roskilde University, Denmark), Professor David Feldman (Birkbeck College, University of London, England), Dr Olaf Gloeckner (Moses Mendelssohn Zentrum, Germany), Professor András Kovács (Central European University, Hungary) and Dr Laura Staetsky (JPR). Ipsos MORI is part of the Ipsos Group, one of the world's leading research companies that supplies social research to governments, police forces, educational institutions, regulators, agencies and the third sector.

Why is there a need for a survey about antisemitism?

Antisemitism remains an issue of concern nowadays, not only to Jews, but to all those interested in combating hate crime and discrimination. The way in which it is shown varies according to time and place, and it affects Jews in different ways and to different extents. To understand its nature today, this survey seeks to hear directly from Jewish people living in Europe, irrespective of whether or not they perceive antisemitism as a major problem, or have directly witnessed or experienced an antisemitic incident. In this way, the research team aims to draw a detailed and sophisticated portrait of contemporary antisemitism across Europe, as it is both perceived and experienced by European Jews.

Who is eligible to participate?

There are three eligibility criteria. First, you must consider yourself as Jewish, whether that is on grounds of your religion, culture, upbringing, ethnicity, parentage or any other basis. Second, you must be aged 16 or older on the date you take the survey. Third, you must be currently living in one of the nine EU Member States participating in the survey: Belgium, France, Germany, Hungary, Italy, Latvia, Romania, Sweden or the United Kingdom. If you do not fulfil all three of these criteria, you are not eligible to participate. If you are uncertain of your eligibility and would like to check it, please contact FRAsurvey@ipsos-mori.com.

When will the results be published and how will they be used?

The European Union Agency for Fundamental Rights (FRA) will publish the results in 2013 onwards through a variety of channels – involving both print reports and online tools. All publications on the results will be available at FRA's website – www.fra.europa.eu. The results will be communicated to all relevant stakeholders, which include EU institutions, Member States and civil society organisations.

How can I be sure that my personal details and survey responses will remain confidential?

Your responses to this survey will be used solely for research purposes only. Your participation in this research, together with your individual responses to the questions will be kept strictly confidential by us. Any information collected that could be used to identify individual participants is stored separately and will be securely deleted at the end of the survey. The European Union Agency for Fundamental Rights (FRA) ensures that EC regulation No. 45/2001 on personal data protection is respected. You can read more about this at FRA's information note on the protection of personal data at: http://surveys.ipsosinteractive.com/projects/p1479221730/doc/FRA_Info_Note.pdf.

Ipsos MORI is a member of the Market Research Society. As such, we abide by the Market Research Society Code of Conduct and associated regulations and guidelines.

The results of this research will be anonymous, statistical information only, and we can assure you that you will NOT be identifiable in any published results.

In the first phase of the research, incentives are available for those who recruit up to three other people to complete the survey. In order for you to receive your incentive for recruiting others to take part in the survey, we will need to collect some contact details. We will treat your details as confidential and data will only be handled by employees who have undergone training in the law of data protection.

We can assure you that any information you provide during this research will NOT be used for marketing, nor will we sell or pass on your information to any third party.

How do we ensure your personal information is held securely?

We take very seriously our responsibilities to keep your personal information secure. As such, we take every reasonable precaution to ensure your information is protected from loss, theft or misuse. These precautions include appropriate physical security of our offices, controlled access to computer systems, and use of secure, encrypted internet connections when collecting personal information.

As part of our commitment to the security of your information, Ipsos MORI has regular internal and external audits of its information security, and is registered at the International Standard for Information Security, ISO 27001:2005.

Cookies:

Some on-line surveys collect information through the use of 'cookies'. These are small files stored on your computer. These files are used as sparingly as possible and only for quality control, validation and, more importantly, to prevent us sending you reminders for an online survey you have already completed. It is possible for you to delete 'cookies' or to prevent their use by adjusting the browser settings on your computer.

We also automatically capture information about your operating system, display settings and browser type in order to ensure that the survey questionnaire is delivered in a form suited to the software your computer is using. We do not capture any other information from your computer.



What about if I recruit people to take part in the online survey?

If helping to recruit people to take part in the online survey, you would not have to pass on their email address to us. We would simply send you an email invitation that you would forward to the person you know. They will only have to provide their email address if they decide to take part in the survey and access the survey online.

For any further details, please contact:

FRAsurvey@ipsos-mori.com

Annex 3 – Press release about the survey



News Release, 24 May 2012

EU TO CONDUCT MAJOR STUDY OF ANTISEMITISM ACROSS EUROPE

Fieldwork for a major study on antisemitism in Europe begins this week, as the EU seeks to gain a better understanding of a problem that many people in the Jewish community believe to be of increasing concern.

The study, commissioned by the European Union Agency for Fundamental Rights (FRA), is designed to produce new insights into how Jews in nine EU Member States perceive and experience antisemitism today.

“Antisemitism remains an issue of concern today, not only to Jews, but to everyone in the EU. The ways in which it manifests itself vary according to time and place, and it affects Jews living in the EU in different ways. FRA is conducting this survey to collect reliable and comparable data on antisemitism. This type of robust evidence will assist EU institutions and national governments in taking the necessary measures that will ensure that the rights of Jewish people are fully respected, protected and fulfilled across the EU, and the survey has been specifically designed with this goal in mind.”

Ioannis Dimitrakopoulos, Head of Department Equality and Citizen’s Rights at FRA

The online survey will investigate first-hand examples of antisemitic harassment and violence, as well as the extent to which Jews feel safe and secure in Europe today, how they characterize antisemitism, and whether or not they perceive it to be a growing threat. It will further explore how and whether incidents are being reported and the levels of awareness among European Jews about their legal rights.

The research is being managed collaboratively between FRA, JPR and Ipsos MORI, with specialists from the three partner organisations involved in the project design. The JPR team, managed by its Executive Director Jonathan Boyd, includes several of the world’s leading social scientists in contemporary European Jewry, including Professor Sergio DellaPergola of Hebrew University of Jerusalem, Professor András Kovács of Central European University in Budapest and Professor Lars Dencik of Roskilde University in Denmark.

The data will provide important evidence both for EU and national policy makers, as well as for national and European Jewish organisations concerned with security and antisemitism. All these stakeholders will use the data to tackle discrimination and hate crime against Jews, as well as rights awareness and under-reporting of incidents. Survey results will be published in 2013.

The survey is being conducted by the UK-based JPR in partnership with Ipsos MORI, whose joint bid won the contract in an open tender process.

“It is clear to all observers of contemporary Jewish life that antisemitism continues to be a major preoccupation and worry in Jewish communal circles. If it is ever to be effectively tackled, it is essential to have shared, reliable data. This survey is designed to provide that data: this is an important and unique opportunity for thousands of European Jews to share their experiences and voice their concerns with policy makers working at the highest European and national levels.”

Jonathan Boyd, JPR’s Executive Director



Notes to editors:

- The FRA survey on perceptions and experiences of antisemitism will collect data in nine EU Member States – Belgium, France, Germany, Hungary, Italy, Latvia, Romania, Sweden and the United Kingdom, during the second and the third quarter of 2012. The results will be published in 2013.
- This will be the first survey of its kind to ask Jewish people across nine EU Member States about their perceptions and experiences of antisemitism, hate speech, hate-motivated violence and discrimination, among other issues.

[For more information in [LANGUAGE], click here]

For further details, please contact:**European Union Agency for Fundamental Rights (FRA)**

Blanca Tapia
Spokesperson, FRA
Tel.: +43 1 580 30 642
Mobile: +43 664 8858 1511
E-mail: media@fra.europa.eu

JPR / Institute for Jewish Policy Research

Judith Russell
Media Affairs, JPR
+44 (0)207 436 1553
jrussell@jpr.org.uk

Notes*About the Institute for Jewish Policy Research*

The Institute for Jewish Policy Research is the only independent research institute in Britain that specialises in the state of the contemporary Jewish community. It exists to advance the prospects of Jewish communities in Britain and across Europe by conducting research and developing policy ideas in partnership with those best placed to influence Jewish life.

European Union Agency for Fundamental Rights

**FRA survey – Discrimination and hate crime against Jews in EU Member States: experiences and perceptions of antisemitism – Survey methodology, sample and the questionnaire
Technical report**

2013 – 75 p. – 21 x 29.7 cm

ISBN 978-92-9239-263-5

doi:10.2811/46068

A great deal of information on the European Union Agency for Fundamental Rights is available on the Internet. It can be accessed through the FRA website at fra.europa.eu.

HOW TO OBTAIN EU PUBLICATIONS

Free publications:

- via EU Bookshop (<http://bookshop.europa.eu>);
- at the European Union's representations or delegations. You can obtain their contact details on the Internet (<http://ec.europa.eu>) or by sending a fax to +352 2929-42758.

Priced publications:

- via EU Bookshop (<http://bookshop.europa.eu>).

Priced subscriptions (e.g. annual series of the *Official Journal of the European Union* and reports of cases before the Court of Justice of the European Union):

- via one of the sales agents of the Publications Office of the European Union (http://publications.europa.eu/others/agents/index_en.htm).

HELPING TO MAKE FUNDAMENTAL RIGHTS A REALITY FOR EVERYONE IN THE EUROPEAN UNION

The FRA survey is the first-ever to collect comparable data on Jewish people's experiences and perceptions of antisemitism, hate-motivated crime and discrimination across a number of EU Member States, specifically in Belgium, France, Germany, Hungary, Italy, Latvia, Sweden and the United Kingdom. This technical report gives an overview of the survey methodology, sample and the questionnaire.

FRA – EUROPEAN UNION AGENCY FOR FUNDAMENTAL RIGHTS

Schwarzenbergplatz 11 – 1040 Vienna – Austria
Tel.: +43 158030-0 – Fax: +43 158030-699
fra.europa.eu – info@fra.europa.eu
[facebook.com/fundamentalrights](https://www.facebook.com/fundamentalrights)
[linkedin.com/company/eu-fundamental-rights-agency](https://www.linkedin.com/company/eu-fundamental-rights-agency)
twitter.com/EURightsAgency



Publications Office

ISBN 978-92-9239-263-5



9 789292 392635