

HELPING TO MAKE FUNDAMENTAL RIGHTS
A REALITY FOR EVERYONE IN THE EUROPEAN UNION

Antisemitism

Overview of data available
in the European Union 2004–2014

October 2015



EUROPEAN UNION AGENCY FOR FUNDAMENTAL RIGHTS



Country codes

Country code	EU Member State
AT	Austria
BE	Belgium
BG	Bulgaria
CY	Cyprus
CZ	Czech Republic
DE	Germany
DK	Denmark
EE	Estonia
EL	Greece
ES	Spain
FI	Finland
FR	France
HR	Croatia
HU	Hungary
IE	Ireland
IT	Italy
LT	Lithuania
LU	Luxembourg
LV	Latvia
MT	Malta
NL	Netherlands
PL	Poland
PT	Portugal
RO	Romania
SE	Sweden
SK	Slovakia
SI	Slovenia
UK	United Kingdom

CONTENTS

Introduction	5
Limited data collection on antisemitism	5
Legal framework	7
Data collection for this overview	8
Data from international organisations	9
Office for Democratic Institutions and Human Rights (ODIHR)	9
European Commission against Racism and Intolerance (ECRI)	10
National data on antisemitism	12
Austria	14
Belgium	17
Bulgaria	22
Croatia	23
Cyprus	24
Czech Republic	25
Denmark	28
Estonia	29
Finland	30
France	31
Germany	36
Greece	39
Hungary	40
Ireland	41
Italy	42
Latvia	43
Lithuania	44
Luxembourg	45
Malta	46
The Netherlands	47
Poland	51
Portugal	53
Romania	54
Slovakia	56
Slovenia	57
Spain	58
Sweden	60
United Kingdom	62
Concluding remarks – persisting gaps in data collection	68

Introduction

Antisemitism can be expressed in the form of verbal and physical attacks, threats, harassment, property damage, graffiti or other forms of text, including on the internet. The present report relates to manifestations of antisemitism as they are recorded by official and unofficial sources in the 28 European Union (EU) Member States. 'Official data' is understood here as that collected by law enforcement agencies, criminal justice systems and relevant state ministries at the national level. 'Unofficial data' refers to data collected by civil society organisations.

This report compiles available data on antisemitic incidents collected by international, governmental and non-governmental sources, covering the period 1 January 2004–31 December 2014, where data are available. No official data on reported antisemitic incidents were available for seven Member States at the time this report was compiled: Bulgaria, Estonia, Hungary, Italy, Lithuania, Malta and Portugal.

Limited data collection on antisemitism

Despite the serious negative consequences of antisemitism for Jewish populations in particular, as the European Union Agency for Fundamental Rights (FRA)'s relevant survey showed, but also on society at large, evidence collected by FRA consistently shows that few EU Member States operate official data collection mechanisms that record antisemitic incidents in any great detail. This lack of systematic data collection contributes to gross underreporting of the nature and characteristics of antisemitic incidents that occur in the EU. It also limits the ability of policy makers and other relevant stakeholders at national and international levels to take measures and implement courses of action to combat antisemitism effectively and decisively, and to assess the effectiveness of existing policies. Incidents that are not reported are also not investigated and prosecuted, allowing offenders to think that they can carry out such attacks with relative impunity.

Where data do exist, they are generally not comparable, not least because they are collected using different methodologies and sources across EU Member States. Furthermore, while official data collection systems are generally based on police records and/or criminal justice data, authorities do not always categorise incidents motivated by antisemitism under that heading.

A number of reasons exist why incidents motivated by antisemitism are not recorded as such, including that specific provisions to that effect are often lacking in the criminal codes of EU Member States. This leads to the categorisation of 'antisemitic incidents', which are often not included in police reporting forms, or subsumed under generic categories of incidents. In addition, front-line police officers often lack the training necessary to recognise incidents as motivated by antisemitism. A further limitation of official data collection is that victims or witnesses of antisemitic incidents often do not report them to the authorities or any other organisation, as the findings of FRA's survey on discrimination and hate crime against Jews confirm.¹

¹ FRA (2013), [*Discrimination and hate crime against Jews in EU Member States: Experiences and perceptions of antisemitism*](#), Luxembourg, Publications Office of the European Union (Publications Office).

The current state of official data collection is such that the present report can only provide an overview of data that are available on antisemitism in EU Member States. Due to gaps in data collection and to high levels of underreporting, the data presented here cannot be taken as an indication of the prevalence of antisemitism in any given EU Member State, nor should one compare the situation in different countries based on these data.

Nevertheless, the existing data still show that antisemitism remains an issue of serious concern which demands decisive and targeted policy responses to tackle this phenomenon. The effective implementation of these responses would not only afford Jewish communities better protection against antisemitism, but it would also give a clear signal that across the EU the fundamental rights of all people are protected and safeguarded.

Continued and sustained efforts at the national and international levels, as well as at the level of civil society, need to be exerted to improve data collection on hate crime and, in particular, on antisemitism.

Working Party on hate crime

Building on FRA's conference on hate crime, in December 2013 the Council of the EU called on FRA "to work together with Member States to facilitate exchange of good practices and assist the Member States at their request in their effort to develop effective methods to encourage reporting and ensure proper recording of hate crimes".²

In response, all 28 EU Member States, the European Commission, the Office for Democratic Institutions and Human Rights (ODIHR), the European Commission against Racism and Intolerance, and FRA set up a working party on combating hate crime in the EU. Its initial thematic areas of work were decided in agreement with Member States, the European Commission and ODIHR at a seminar on combating hate crime convened by FRA in April 2014, under the aegis of the Greek Presidency and with the support of the European Economic Area (EEA) and Norway Grants.³ The working party's inaugural meeting took place in November 2014 under the auspices of the Italian Presidency, with the next meetings convened in cooperation with the Latvian, Luxembourgish, Dutch and Slovak presidencies.

The working party serves to review official recording practices and methods, including the use of monitoring definitions, setting out the type of offences and bias motivations that are officially recorded. It also facilitates the exchange of practices that capture information about hate crime across the law enforcement and criminal justice process, thereby increasing cooperation between relevant agencies, bodies and organisations. Finally, it identifies the training needs of staff employed in law enforcement agencies and the criminal justice system to enable them to recognise incidents of hate crime. The overall aim is to improve the recording and encourage the reporting of hate crime, so as to enable victims of hate crime to seek redress.

For more information on FRA's work on hate crime, see <http://fra.europa.eu/en/theme/hate-crime>.

² Council of the European Union (2013), [Council conclusions on combating hate crime in the European Union](#), December 2013.

³ FRA (2013), [How can EU Member States combat hate crime effectively? Encouraging reporting and improving recording](#), Seminar report, Thessaloniki, 28-29 April 2014.

Legal framework

Legal instruments relevant to countering antisemitism are in place at the level of the United Nations (UN) and the Council of Europe and the European Union (EU), and these are described elsewhere.⁴

For the purposes of this report, the principle legal instrument of interest is Council Framework Decision 2008/913/JHA of 28 November 2008 on combating certain forms and expressions of racism and xenophobia by means of criminal law. This framework decision sets out to define a common EU-wide criminal law approach in the field of countering severe manifestations of racism. The aim of the framework decision is to ensure that the same behaviour constitutes an offence in all EU Member States and that effective, proportionate and dissuasive criminal penalties (including the possibility of imprisonment) are provided for natural and legal persons who have committed or who are liable for offences motivated by racism or xenophobia, therefore also including antisemitism.

The framework decision requires EU Member States to take measures to punish public incitement to violence or hatred directed against a person or persons belonging to a group defined by reference to race, colour, religion, descent or national or ethnic origin and the commission of such acts by public dissemination or distribution of tracts, pictures or other material. It requires the substance of certain offences to be laid down by national law, as well as it requires that national law acknowledge racist motivation as an aggravating factor in other already established offences.

The framework decision also requires EU Member States to take measures to punish any conduct publicly condoning, denying or grossly trivialising crimes of genocide, crimes against humanity and war crimes⁵ against a person or persons defined by reference to race, colour, religion, descent or national or ethnic origin, when the conduct is carried out in a manner likely to incite violence or hatred against such a group or a member of such a group.

Under the terms of the framework decision, EU Member States are further required to take measures to punish condoning, denying or grossly trivialising crimes⁶ against a person or persons defined by reference to race, colour, religion, descent or national or ethnic origin, when the conduct is carried out in public and in a manner likely to incite to violence or hatred against such a group or a member of such a group.

Instigating, aiding and abetting in the commission of conducts described above are also punishable under the terms of the framework decision. In regard to legal persons, penalties shall include criminal or non-criminal fines and may also include other penalties, such as: exclusion from entitlement to public benefits or aid;

⁴ See: FRA (2012), [Making hate crime visible in the European Union: Acknowledging victims' rights](#), Luxembourg, Publications Office; FRA, European Court of Human Rights (ECtHR), Council of Europe (2011), [Handbook on European non-discrimination law](#), Luxembourg, Publications Office.

⁵ As defined in Articles 6, 7 and 8 of the Statute of the International Criminal Court.

⁶ As defined in Article 6 of the Charter of the International Military Tribunal appended to the London Agreement of 8 August 1945.

temporary or permanent disqualification from the practice of commercial activities; placement under judicial supervision; or a judicial winding-up order.

For other criminal offences, racist and xenophobic motivation is to be considered an aggravating circumstance, or may alternatively be considered by the courts in the determination of the penalties.

Despite EU Member States having had to transpose the framework decision into national law by November 2010, the European Commission notes that “a number of Member States have not transposed fully and/or correctly all the provisions of the Framework Decision, namely in relation to the offences of denying, condoning and grossly trivialising certain crimes. The majority of Member States have provisions on incitement to racist and xenophobic violence and hatred but these do not always seem to fully transpose the offences covered by the Framework Decision. Some gaps have also been observed in relation to the racist and xenophobic motivation of crimes, the liability of legal persons and jurisdiction”.⁷

Data collection for this overview

A variety of sources were consulted to obtain the most complete and accurate data available on the situation of antisemitism in the EU. This report covers all 28 EU Member States. The data presented here were collected through the means of desk research, implementing the following three steps:

1. Official sources of data on antisemitism available in the public domain were consulted, both at international and national levels. The former includes the Office for Democratic Institutions and Human Rights (ODIHR) at the Organization for Security and Co-operation in Europe (OSCE) and the European Commission against Racism and Intolerance (ECRI) at the Council of Europe. At the national level, data published by relevant governmental offices, equality bodies, police forces and criminal justice systems were consulted.
2. Specific requests were made to governmental offices through the national liaison officers system in place at FRA.⁸ This step was taken to ensure that the latest available official data and policy measures on the situation of antisemitism would be taken into consideration in drafting this report.
3. Data on antisemitism published by civil society organisations were consulted.⁹

⁷ European Commission (2014), [Report from the Commission to the European Parliament and the Council on the implementation of Council Framework Decision 2008/913/JHA on combating certain forms and expressions of racism and xenophobia by means of criminal law](#), Brussels, 21 January 2014.

⁸ See <http://fra.europa.eu/en/cooperation/eu-member-states/national-liaison-officers> for a list of these National Liaison Officers.

⁹ For more information on global trends on antisemitism, see Moshe Kantor Database for the Study of Contemporary Antisemitism and Racism (2015), [Antisemitism worldwide 2014](#); and Anti-Defamation League (2014), [ADL Global 100: An index of anti-Semitism](#).

Data from international organisations

ODIHR compiles official data on antisemitism, which it publishes in its online hate crime reporting database. ECRI includes considerations on antisemitism in the country reports that are part of its monitoring cycles.

Office for Democratic Institutions and Human Rights (ODIHR)

ODIHR's online hate crime reporting database covers all 28 EU Member States and includes six bias motivations, one of which is antisemitism. The data presented in the online database stem from governmental sources (national points of contact on hate crimes), civil society organisations and intergovernmental organisations. National points of contact on hate crimes are requested to fill out a questionnaire on the basis of ODIHR's monitoring definition of what constitutes a hate crime:

“a criminal act motivated by bias towards a certain group. For a criminal act to qualify as a hate crime, it must meet two criteria: The act must be a crime under the criminal code of the legal jurisdiction in which it is committed. The crime must have been committed with a bias motivation. ‘Bias motivation’ means that the perpetrator chose the target of the crime on the basis of protected characteristics. A ‘protected characteristic’ is a fundamental or core characteristic that is shared by a group, such as ‘race’, religion, ethnicity, language or sexual orientation. The target of a hate crime may be a person, people or property associated with a group that shares a protected characteristic.”¹⁰

At the time of writing, ODIHR's latest available online hate crime reporting database covered the year 2013.¹¹ Nine EU Member States (Austria, the Czech Republic, France, Germany, Ireland, Poland, Spain, Sweden, and the United Kingdom) provided ODIHR with data on antisemitic crimes for the purposes of the database, as can be seen in Table 1.

¹⁰ Office for Democratic Institutions and Human Rights (ODIHR) (2012), *Hate crime*.

¹¹ ODIHR, <http://hatecrime.osce.org/>.

Table 1: Antisemitic hate crimes in the OSCE region in 2013, official data submitted by EU Member States

EU Member State	Number of antisemitic hate crimes recorded	National point of contact on hate crime
Austria	37	Federal Ministry for European and International Affairs; Austrian Federal Chancellery; Federal Ministry of Interior, Federal Agency for State Protection and Counter Terrorism
Czech Republic	1	Ministry of the Interior, Security Policy Department
France	450	Ministry of Justice
Germany	1,275	Federal Ministry of Interior
Ireland	2	Garda Racial, Intercultural and Diversity Office
Poland	25	Ministry of Interior, Department of Control, Complaints and Petitions
Spain	3	Observatory for Racism and Xenophobia in Spain
Sweden	79	National Council for Crime Prevention
United Kingdom*	318	Ministry of Justice

Note: * England, Wales and Northern Ireland.

Source: ODIHR online hate crime reporting database

European Commission against Racism and Intolerance (ECRI)

ECRI includes considerations on antisemitism in its country-monitoring work. This work proceeds by cycle to examine “the situation concerning manifestations of racism and intolerance in each of the Council of Europe member States”.¹²

These considerations include a broad overview of the situation of antisemitism in the country under examination, with ECRI also making recommendations on what it considers to be the main issues the country under examination needs to address. All 28 EU Member States have been covered under ECRI’s country monitoring work.¹³

The main conclusions that can be drawn from ECRI’s monitoring work in relation to its considerations on antisemitism in the EU are as follows:

- Antisemitic incidents continue to occur in EU Member States, and include: verbal and physical violence; threats; insults directed at Jews going to the synagogue; harassment of rabbis; repeated attacks on Jews wearing symbols of their religion; hate speech; antisemitic bullying in schools; or through damage to or desecration of property, including arson.
- Jewish people wearing visible symbols of their religion are the most likely to be targeted by antisemitic incidents.

¹² European Commission against Racism and Intolerance (ECRI) (2015), [Country monitoring work](#).

¹³ For more information on ECRI’s country monitoring work, see www.coe.int/t/dghl/monitoring/ecri/activities/countrybycountry_en.asp.

- The main perpetrators of antisemitic incidents are neo-Nazis, sympathisers of the far right and far left, Muslim fundamentalists and the younger generation, including school children. There are also incidents of public antisemitic discourse on university campuses.
- Antisemitic stereotyping continues to be a reality in EU Member States.
- Antisemitism is often openly expressed, including in the media and in the context of sporting events.
- Some political parties in EU Member States are openly antisemitic.
- Antisemitic material continues to be published in some EU Member States, often with few or no consequences for those who do so.
- The expression of antisemitism on the internet is on the rise, as evidenced in the open expression of antisemitism in online forums.
- Denial and trivialisation of the Holocaust are becoming more common, with glorification of the Nazi past also in evidence.
- Discussions surrounding property restitution laws have spurred antisemitic sentiments because some in the general population do not understand why such laws are needed.
- Links are sometimes made between policies taken by the State of Israel and members of Jewish communities at the local level.
- Antisemitic incidents intensify in periods when conflict in the Middle East flares up, with the nature and tone of news coverage of the conflict a contributing factor.
- Antisemitic demonstrations are sometimes organised by far-right groups to coincide with events in the Jewish calendar or with the anniversary of historical events of significance to Jewish communities, especially as regards the Second World War.
- EU Member States actively implement programmes aimed at combating antisemitism, including education programmes and initiatives to support Jewish culture.
- Representatives of Jewish communities report that these communities are well-integrated in society.
- There are forums for dialogue bringing together members of Jewish and Muslim communities and local government representatives to promote mutual understanding and to take joint action to combat intolerance.
- Education about the Holocaust has been added to school curricula in several EU Member States, but there is a need for more in-depth and uniform teaching about the Holocaust.

National data on antisemitism

This section takes each country in turn, given that national-level data are not comparable. After presenting official data on antisemitism, information on types of incidents and characteristics of victims and perpetrators of antisemitic incidents is given when available. Brief descriptions of measures taken by Member States to combat antisemitism specifically are then provided, where these exist.

Unofficial data published by civil society organisations are then presented, with six Member States (Belgium, Czech Republic, France, Hungary, the Netherlands and the United Kingdom) having established cooperation mechanism with civil society organisations.

Measuring trends in data pertaining to antisemitism

It is not possible to compare the number of recorded incidents of antisemitism between EU Member States as official statistics apply different criteria and methodologies in each Member State. Instead, the reader should look at national trends and assess the increase or the decrease in recorded antisemitic incidents from one year to the other and over a number of years on the basis of percentage changes in collected data.

In addition to tables containing the official data pertaining to antisemitism, trend data are presented in the form of line graphs when both of the following two conditions are fulfilled:

- the data were collected using the same methodology for at least three years in a row during the period 2004-2014;
- the mid-point of the trend line for the series was not below 20 cases.

The assessed time period depends on the number of years for which data has been collected without major changes to the recording system or definitions used – this varies from 11 years to three years, the latter being the minimum needed for trend analysis.

EU Member States with few recorded incidents of antisemitism were excluded from the trend analysis, but these data are presented in tables in relevant sections of this report. When the number of recorded incidents is low (in this case, under 20 cases per year), the direction and magnitude of the trend can be highly susceptible to changes from one year to the next, making reliable trend analysis difficult.

To identify trends that underlie annual changes in the number of recorded incidents, a linear regression line was fitted to the data. The slope of the linear regression line was used to determine the direction and magnitude of the trend. While for some countries this methodology produces trend lines that are very close to the actual data, as in the case of the United Kingdom (Figure 17), for other countries, such as France (Figure 6), the data show a high degree of variability (fluctuations) between consecutive years, which might limit the explanatory value of a linear regression model.

It should also be emphasised that ascending or descending trend lines should not be interpreted as growing or declining antisemitism. The increase or decrease in recorded

incidents might for example mean that more people report incidents or that police have been more efficient in recording incidents.

In accordance with the criteria presented above, trend lines based on official data were developed for nine Member States (Austria, Belgium, the Czech Republic, France, Germany, the Netherlands, Poland, Sweden, and the United Kingdom). Trend lines based on unofficial data were developed for four Member States (Belgium, the Czech Republic, the Netherlands, and the United Kingdom).

Austria

Official data

The main source of official data on antisemitic incidents in Austria is the Federal Agency for State Protection and Counter Terrorism (*Bundesamt für Verfassungsschutz und Terrorismusbekämpfung*, BVT). The BVT collects data submitted to it on a monthly basis by the Provincial Agencies for State Protection (*Landesämter für Verfassungsschutz*, LV). These data are published annually in a report on the protection of the constitution (*Verfassungsschutzbericht*), which pertains to right-wing extremism, left-wing extremism, animal rights activism, terrorism, espionage, and weapons proliferation.¹⁴ Data on antisemitism (Table 2) are subsumed under the category of right-wing extremism.

Table 2: Recorded antisemitic offences motivated by right-wing extremism in Austria, 2004-2014

	Recorded antisemitic offences
2004	17
2005	8
2006	8
2007	15
2008	23
2009	12
2010	27
2011	16
2012	27
2013	37
2014	58

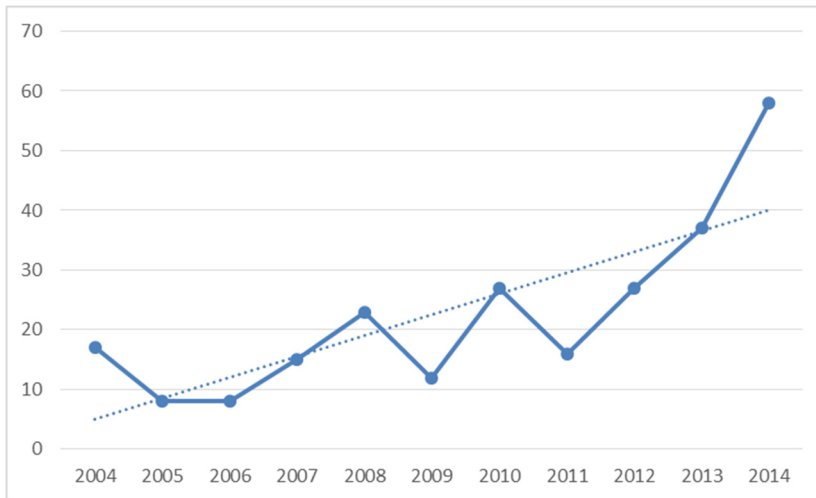
Sources: 2004-2010: *Bundesamt für Verfassungsschutz und Terrorismusbekämpfung*; 2011-2014: *Federal Ministry of the Interior*

Statistics show (Figure 1) that the number of antisemitic offences recorded in Austria increased between 2013 and 2014. The number of incidents recorded in 2014 is the highest annual number of incidents when considering the period 2004-2014.

The Federal Ministry of the Interior communicated data to FRA on the nature of these recorded offences, covering the period 2009-2014 (Table 3). These data show that recorded antisemitic offences generally consist of verbal expressions or damage to property and tend not to target individual persons or organisations. The more detailed breakdown of antisemitic incidents in Table 3 also shows that the increase in incidents in 2014 (compared with 2013) was due to a higher number of incidents involving verbal antisemitic expressions and damage to property, while there was no increase in antisemitic offences against a person or organisation.

¹⁴ These reports are available at www.bmi.gv.at/cms/bmi_verfassungsschutz.

Figure 1: Recorded antisemitic offences motivated by right-wing extremism in Austria, 2004–2014



Note: The dotted linear regression line indicates the trend based on data for 2004–2014.

Source: 2004–2010: Bundesamt für Verfassungsschutz und Terrorismusbekämpfung; 2011–2014: Federal Ministry of the Interior

Table 3: Nature of recorded antisemitic offences in Austria, 2009–2014

	Verbal expressions (including on the internet) or damage to property	Against an individual person or an organisation	Total
2009	9	3	12
2010	24	3	27
2011	15	1	16
2012	26	1	27
2013	35	2	37
2014	57	1	58

Source: Federal Ministry of the Interior

Unofficial data

In its annual reports on racism in Austria, Civil Courage and Anti-racism Work (*Zivilcourage und Anti-Rassismus-Arbeit*, ZARA) publishes data on the number of racist graffiti reported to it in the preceding calendar year.¹⁵ Sixty-one such reports were made to ZARA in 2014, 51 % of which consisted of swastikas or antisemitic graffiti (Table 4).

¹⁵ These reports are available at www.zara.or.at/index.php/rassismus-report/rassismus-report-2014.

Table 4: Unofficial data on antisemitic incidents in Austria, 2004-2014

	ZARA: swastikas or antisemitic graffiti
2004	17
2005	10
2006	9
2007	60
2008	33
2009	86
2010	78
2011	33
2012	22
2013	29
2014	31

Sources: ZARA, *Racism reports 2004-2014*

Belgium

Official data

The Federal Police record and publish data on Holocaust denial and revisionism, which are reproduced in Table 5.¹⁶

Table 5: Cases of Holocaust denial and revisionism recorded by the Belgian Federal Police, 2006–2014

	Holocaust denial or trivialisation	Approving of or justifying the Holocaust	Not specified	Total
2006	0	1	0	1
2007	2	2	0	4
2008	3	5	1	9
2009	4	7	0	11
2010	1	1	0	2
2011	0	2	0	2
2012	1	6	0	7
2013	0	7	1	8
2014	1	3	-	4

Source: Federal Police

The national equality body in Belgium (Interfederal Centre for Equal Opportunities) is competent to receive and handle complaints from members of the public pertaining to discrimination on many grounds. In 2014, it dealt with 130 cases relating to antisemitism that were lodged with it, compared with 85 in 2013 and 88 in 2012 (Table 6).¹⁷

¹⁶ Belgium, Federal Police (2015), *Statistiques policières de criminalité, Belgique 2000–2014*, available in French, www.police.be/files/fed/files/crime/national/fr.pdf; and available in Dutch, www.politie.be/files/fed/files/crime/national/nl.pdf.

¹⁷ Interfederal Centre for Equal Opportunities, www.diversite.be/antisemitisme-les-derniers-chiffres-confirment-une-nette-augmentation.

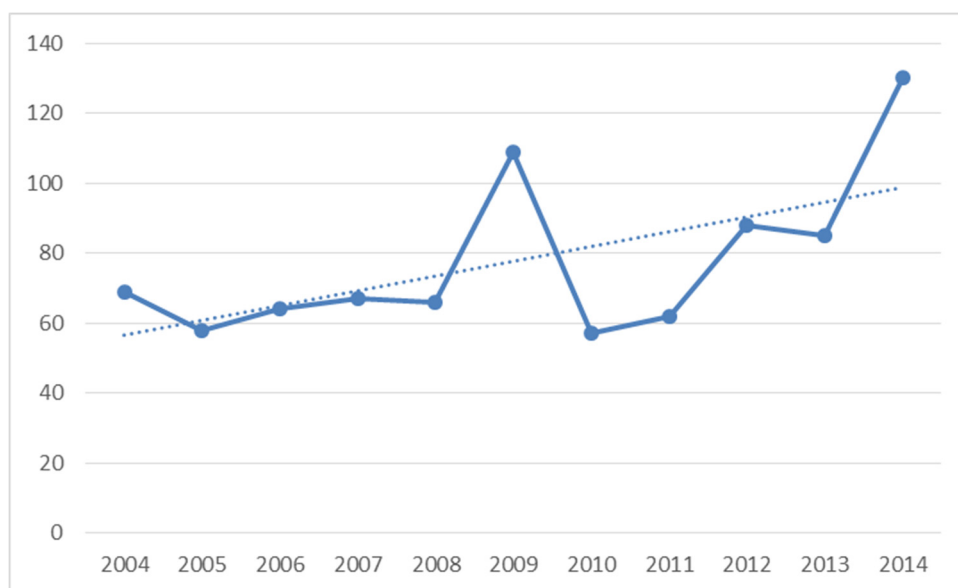
Table 6: Complaints of antisemitism received by the Interfederal Centre for Equal Opportunities for which it was competent, 2004-2014

	Complaints of antisemitism
2004	69
2005	58
2006	64
2007	67
2008	66
2009	109
2010	57
2011	62
2012	88
2013	85
2014	130

Source: Interfederal Centre for Equal Opportunities, annual report on discrimination

The number of complaints of antisemitism filed in 2014 exceeds the figures recorded in 2013, contributing to a generally increasing overall trend for the 2004-2014 period (Figure 2).

Figure 2: Complaints of antisemitism received by the Interfederal Centre for Equal Opportunities for which it was competent, 2004-2014



Note: The dotted linear regression line indicates the trend based on data for 2004-2014.

Source: Interfederal Centre for Equal Opportunities, annual report on discrimination

The number of cases in all categories has increased in 2014, compared with 2013 (Table 7). In 2014, the most common complaints the Interfederal Centre received in relation to antisemitic incidents concerned complaints related to the internet (41), followed by Holocaust denial (31) and verbal aggression and threats (26), as Table 7 shows.

Table 7: Complaints of antisemitism received by the Interfederal Centre for Equal Opportunities for which it was competent, 2004–2014

	Verbal aggression and threats	Letters, articles	Media	Internet	Violence	Vandalism	Holocaust denial	Others
2004	23	14	5	10	9	3	3	2
2005	18	9	2	11	6	6	6	0
2006	14	16	1	21	3	3	3	3
2007	17	8	3	25	0	9	1	4
2008	16	3	5	26	0	7	8	1
2009	24	1	1	35	10	18	11	9
2010	8	3	2	31	7	5	1	0
2011	9	6	0	32	6	2	4	3
2012	15	5	5	28	4	11	13	7
2013	20	4	0	23	4	2	25	7
2014	26	6	3	41	6	5	31	12

Source: Interfederal Centre for Equal Opportunities, annual report on discrimination

The Belgian government has taken several steps to increase the reporting and improve the recording of hate crimes, including antisemitic hate crimes. In 2013, the Minister of Justice, the Minister of Interior and the College of Public prosecutors and the Court of appeal adopted a Joint circular (No. COL 13/2013) dealing with investigation and prosecution of discrimination and hate crimes. Based on the circular, each local police zone and the first line services of the federal police designated a contact police officer for hate crimes. Furthermore, in every public prosecutor's office, a coordinating magistrate was appointed. The Interfederal Centre for Equal Opportunities offers a two-day training programme to both groups. The training also enables a networking system between the magistrate and police officers.

The federal police conducts training on Holocaust, police and human rights for all members (civilian and operational) of the police. The training is an outcome of cooperation between the Interfederal Centre for Equal Opportunities, the Memorial, Museum and Documentation Centre on Holocaust and Human Rights – Kazerne Dossin, and the police. The aim of the training is to offer a better understanding of mechanisms that can lead to genocide, also examining the role of victims, perpetrators and bystanders.

Unofficial data

Antisemitisme.be is the main civil society organisation recording data on antisemitism in Belgium. It records acts of antisemitism through a dedicated

telephone and fax hotline and email address, and through regular contact with the Interfederal Centre for Equal Opportunities. Antisemitisme.be is run by volunteers and works in close association with the Executive Office of Community Surveillance (*Bureau exécutif de surveillance communautaire*) and the Coordination Committee of the Jewish Municipalities of Antwerp (*Coördinatie Komité van de Joodse Gemeenten van Antwerpen*), with the support of the Israelite Central Consistory of Belgium (*Consistoire Central Israélite de Belgique*).

Data published annually by Antisemitisme.be¹⁸ show that 109 incidents were reported to it in 2014, a 70 % increase compared with 64 incidents in 2013 (Table 8).

Table 8: Antisemitic incidents reported to Antisemitisme.be, 2004-2014

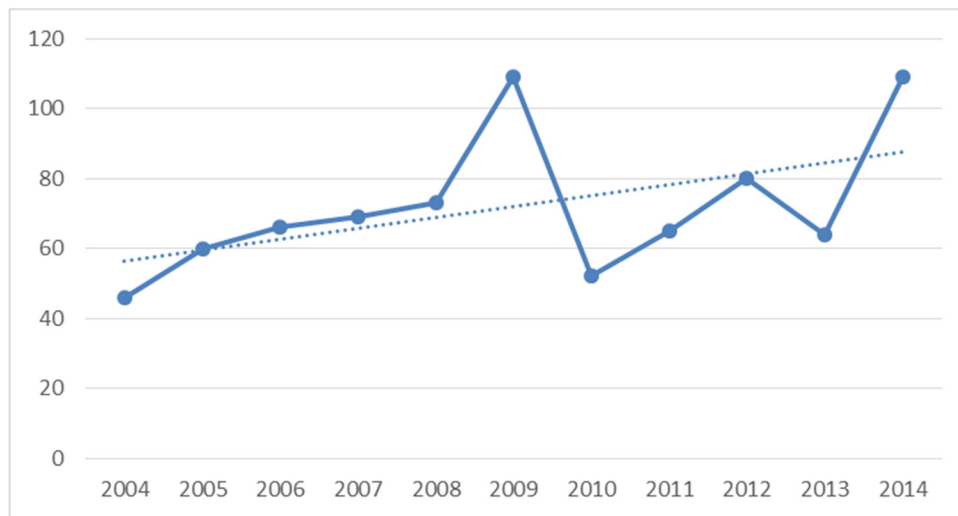
	Reported antisemitic incidents
2004	46
2005	60
2006	66
2007	69
2008	73
2009	109
2010	52
2011	65
2012	80
2013	64
2014	109

Source: Antisemitisme.be, annual report on antisemitism in Belgium

The incidents reported to Antisemitisme.be in 2014 equal the peak amount reported in 2009 (Figure 3). The overall trend appears to be increasing, with only two years (2010 and 2013) marked by declining figures in the analysed period.

¹⁸ These reports are available in French at www.antisemitisme.be/fr/category/analyses/ and in Dutch at www.antisemitisme.be/nl/category/analyses-nl/.

Figure 3: Antisemitic incidents reported to Antisemitisme.be, 2004–2014



Note: The dotted linear regression line indicates the trend based on data for 2004–2014.

Source: Antisemitisme.be, annual report on antisemitism in Belgium

As Table 9 shows, there is a great degree of variance in the types of antisemitic incidents reported to Antisemitisme.be. Following the shooting on 24 May 2014 at the Jewish Museum of Belgium, where four people were killed, the category ‘attack’ was added to the types of antisemitic incidents in the 2014 Antisemitisme.be report. Ideological antisemitism – which according to Antisemitisme.be often translates into the expression of sentiments against the State of Israel – and antisemitic incidents on the internet account for the largest proportions of reported incidents.

Table 9: Types of antisemitic incidents reported to Antisemitisme.be, 2009–2014

	Violence	Threats	Desecration/ Property damage	Ideological	Internet	Attack
2009	11	13	22	29	34	-
2010	7	3	5	12	25	-
2011	7	5	3	23	27	-
2012	5	6	13	26	30	-
2013	6	4	5	28	21	-
2014	6	11	11	33	47	1

Source: Antisemitisme.be, annual report on antisemitism in Belgium

Bulgaria

Official data

No official data were available at the time this report was compiled.

Unofficial data

No unofficial data were available at the time this report was compiled.

Croatia

Official data

The Ministry of the Interior recorded zero cases of criminal acts motivated by antisemitism in Croatia in 2014, as was the case in 2013.

Unofficial data

No unofficial data were available at the time this report was compiled.

Cyprus

Official data

No antisemitic incidents were recorded by the police into the registry of racial offences/incidents in 2014.

Unofficial data

No unofficial data were available at the time this report was compiled.

Czech Republic

Official data

Every year, the Ministry of the Interior publishes a report on the issue of extremism in the Czech Republic, as part of the government's strategy on combating extremism.¹⁹ These reports also provide data on the number of recorded criminal offences motivated by antisemitism (Table 10).²⁰ These data show a 200 % increase in recorded antisemitic offences in 2014 (45) as compared with 2013 (15).

Table 10: Recorded criminal offences motivated by antisemitism in the Czech Republic, 2005–2014

Year	Recorded criminal offences
2005	23
2006	14
2007	18
2008	27
2009	48
2010	28
2011	18
2012	9
2013	15
2014	45

Source: Ministry of the Interior, annual report on the issue of extremism in the Czech Republic

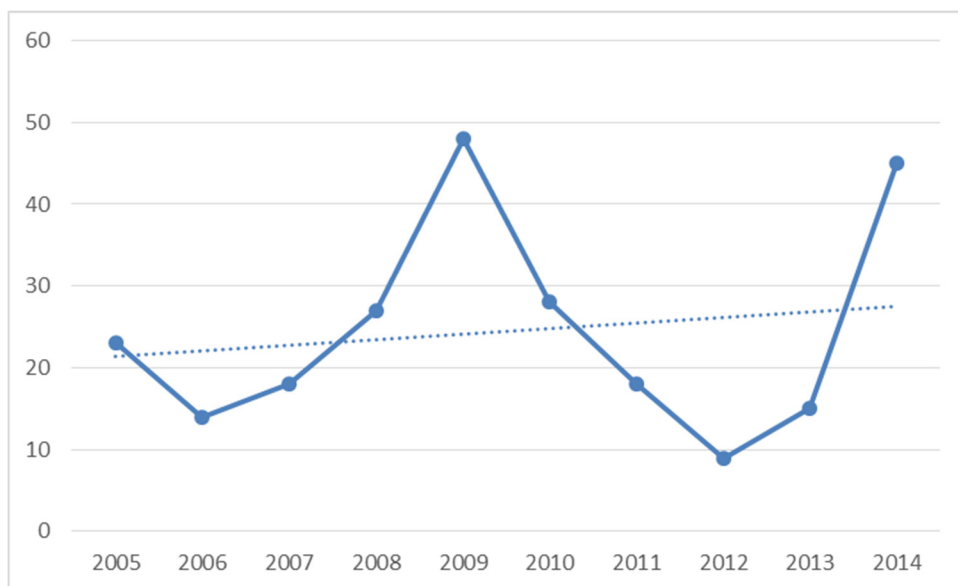
After recording less than 20 antisemitic offences for three consecutive years, the amount of offences in 2014 has nearly reached the same level recorded in 2009, which represents the highest peak in the analysed period (Figure 4).

The Ministry of the Interior informed FRA that it is working on a memorandum of cooperation with a representative of 30 Jewish organisations in the Czech Republic. This representative was elected by these organisations to conduct these negotiations. The aim of the memorandum is to facilitate a platform for cooperation, information exchange and transfer of good practices between Jewish organisations and the Ministry of the Interior. The overall goal is to provide enhanced protection to buildings occupied by Jewish organisations as part of the ministry's soft-target protection programme. The ministry also continues to provide funding opportunities for increased security of Jewish property, and has formalised information exchange processes about security threats to Jewish property with the Israeli embassy.

¹⁹ The reports are available at www.mvcr.cz/clanek/extremismus-vyrocní-zpravy-o-extremismu-a-strategie-boje-proti-extremismu.aspx.

²⁰ Czech Republic, Ministrestvo Vnitra, (2015), [Zpráva o extremismu na území České republiky v roce 2014](#).

Figure 4: Recorded criminal offences motivated by antisemitism in the Czech Republic, 2005-2014



Note: The dotted linear regression line indicates the trend based on data for 2005-2014.

Source: Ministry of the Interior

Unofficial data

The Jewish Community of Prague (*Židovská obec v Praze*) reports annually on antisemitic incidents in the Czech Republic.²¹ This includes incidents reported to it by members of the public, as well as incidents the Jewish Community of Prague identifies itself through its own data collection. The report shows that 253 antisemitic incidents were recorded in 2014, as Table 11 shows, with more than 50 % of recorded incidents of threats and harassment taking place between July and August 2014. This correlates with the ‘protective edge’ military operation carried out by the Israeli military in Gaza during that period. Although increases can be observed across different types of antisemitic incidents (with the exception of the number of physical attacks which remain unchanged between 2013 and 2014), the largest contribution to the increase in total number of incidents has come in the form of antisemitic incidents involving the media and/or internet.

²¹ Czech Republic, Jewish Community of Prague (*Židovská obec v Praze*) (2014), [Výroční zpráva o projevech antisemitismu v České republice za rok 2014](#). Data for 2004-2010 are available at www.fzo.cz/projekty-fzo/forum-proti-antisemitismu.

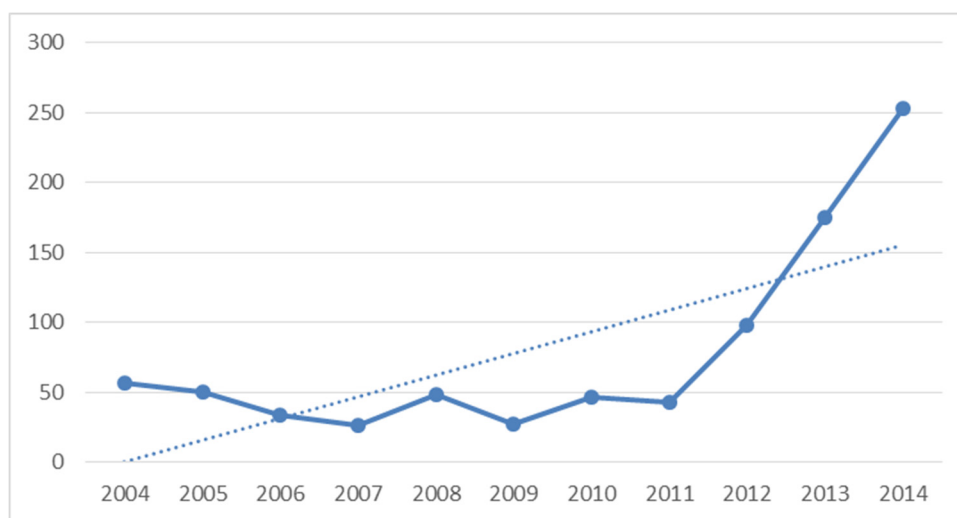
Table 11: Numbers and types of antisemitic incidents recorded in the Czech Republic, 2004–2014

	Attacks: physical	Attacks: property	Threats	Harassment	Media/ web	Total
2004	5	9	3	27	13	57
2005	1	13	0	12	24	50
2006	1	5	2	10	16	34
2007	0	4	0	10	12	26
2008	1	2	2	15	28	48
2009	0	6	1	4	16	27
2010	0	5	3	8	31	47
2011	1	5	4	7	26	43
2012	0	6	0	10	82	98
2013	1	3	3	6	162	175
2014	1	5	9	29	209	253

Sources: 2004-2010: Forum against antisemitism; 2011-2014 Jewish Community of Prague

Three consecutive years of an increasing number of incidents suggests the trend line is on the rise. The amount of recorded incidents had previously been stable or even decreasing, as the data reported from 2004 to 2011 show (Figure 5).

Figure 5: Recorded antisemitic incidents in the Czech Republic, 2004–2014



Note: The dotted linear regression line indicates the trend based on data for 2004–2014.

Sources: 2004-2010: Forum against antisemitism; 2011-2014 Jewish Community of Prague

Denmark

Official data

The Danish Security and Intelligence Service (*Politiets Efterretningstjeneste*, PET) reports 10 cases of extremist crimes targeting Jews in 2013, compared with 15 in 2012.²²

The Ministry of Justice communicated data to FRA on cases relating to Section 266b of the Criminal Code on racially discriminating statements submitted to the Director of Public Prosecutions in 2014. The Director of Public Prosecutions decided to endorse the recommendation of the Regional Public Prosecutor to prosecute in two cases concerning antisemitic statements, the same number as in 2013.

Unofficial data

Unofficial data on antisemitism in Denmark are available from the Mosaic Religious Community (*Det Mosaiske Trossamfund*, MT). MT recorded 53 incidents in 2014, compared with 44 in 2013 (Table 12).²³

Table 12: Antisemitic incidents recorded by the Mosaic Religious Community, 2004-2014

	Recorded incidents
2004	37
2005	37
2006	40
2007	10
2008	4
2009	22
2010	not available
2011	not available
2012	40
2013	44
2014	53

Source: MT

²² Denmark, Danish Security and Intelligence Service (PET) (2015), [Kriminelle forhold i 2013 med mulig ekstremistisk baggrund](#).

²³ Denmark, Mosaic Religious Community (MT) (2015), [Rapport om antisemitiske hændelser i Danmark 2014](#).

Estonia

Official data

No official data regarding antisemitic incidents or crimes are collected.

Unofficial data

No unofficial data were available at the time this report was compiled.

Finland

Official data

Every year, the Police College of Finland (*Poliisiammattikorkeakoulu*) publishes a report on suspected hate crimes reported to the police.²⁴ The data for this publication are based on keyword searches of police reports enabling the identification of hate crimes. Since 2008, the report has covered religiously motivated hate crimes, including antisemitic crimes (Table 13). Eleven antisemitic incidents were reported in 2013 out of which six cases concerned verbal threats/harassments, three cases property crimes, one assault and one a fight.

Table 13: Antisemitic crimes reported to the police, 2008–2014

	Antisemitic crimes reported to the police
2008	1
2009	10
2010	4
2011	6
2012	8
2013	11
2014	not available

Source: Police College of Finland

Unofficial data

No unofficial data were available at the time this report was compiled.

²⁴ Finland, Police College of Finland (*Poliisiammattikorkeakoulu*) (2014), [Poliisin tietoon tullut viharikollisuus Suomessa 2013](#).

France

Official data

The French national consultative commission on human rights (*Commission nationale consultative des droits de l'homme, CNCDH*), compiles a detailed report on the fight against racism, antisemitism and xenophobia on an annual basis.²⁵

This report covers antisemitic actions and threats (Table 14). Antisemitic actions are defined as homicides, attacks and attempted attacks, arson, degradations, and violence and assault and battery. Antisemitic threats are defined as covering speech acts, threatening gestures and insults, graffiti (inscriptions), pamphlets and emails.

The number of antisemitic actions and threats recorded in France doubled in 2014 (851) compared with 2013 (423).²⁶ According to the report, the highest incidence of antisemitic actions and threats in 2014 was recorded in July in conjunction with many anti-Israel manifestations, with a total of 208 incidents compared with 38 in July 2013.

Table 14: Antisemitic actions and threats recorded in France, 2004–2014

	Antisemitic actions and threats
2004	974
2005	508
2006	571
2007	402
2008	459
2009	815
2010	466
2011	389
2012	614
2013	423
2014	851

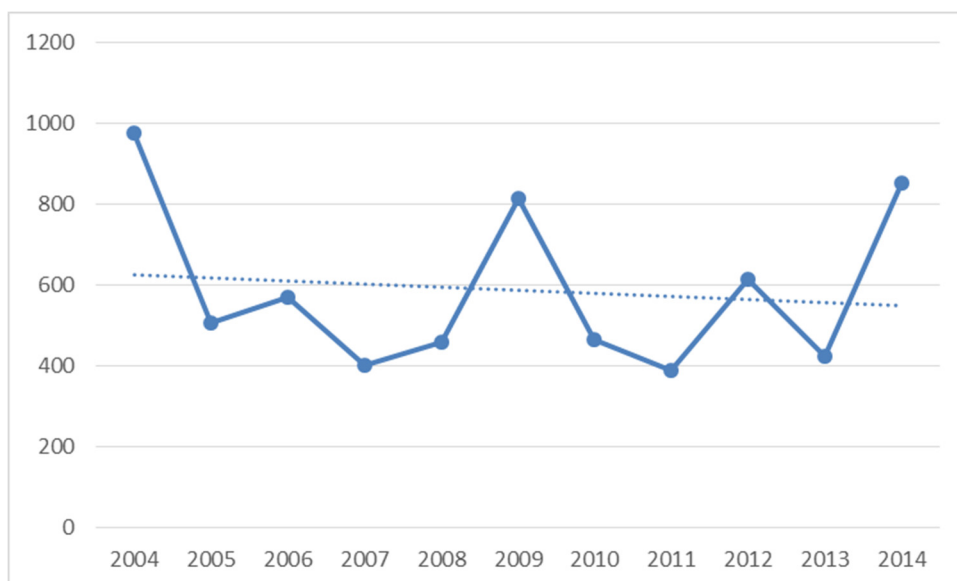
Source: CNCDH annual reports

Recorded antisemitic incidents show alternating peaks and troughs. While the 2004 figure is still unmatched, the number of recorded incidents in 2009 and 2014 represent noteworthy departures from the long-term trend (Figure 6).

²⁵ These reports are available at www.cncdh.fr/fr/dossiers-thematiques/racisme.

²⁶ Commission nationale consultative des droits de l'homme (2015), *La Lutte contre le Racisme, l'Antisemitism et la xénophobie : les Essentiels*, p. 3, www.cncdh.fr/sites/default/files/cncdh_essentiels_rapport_racisme_2014.pdf.

Figure 6: Antisemitic actions and threats recorded in France, 2004-2014

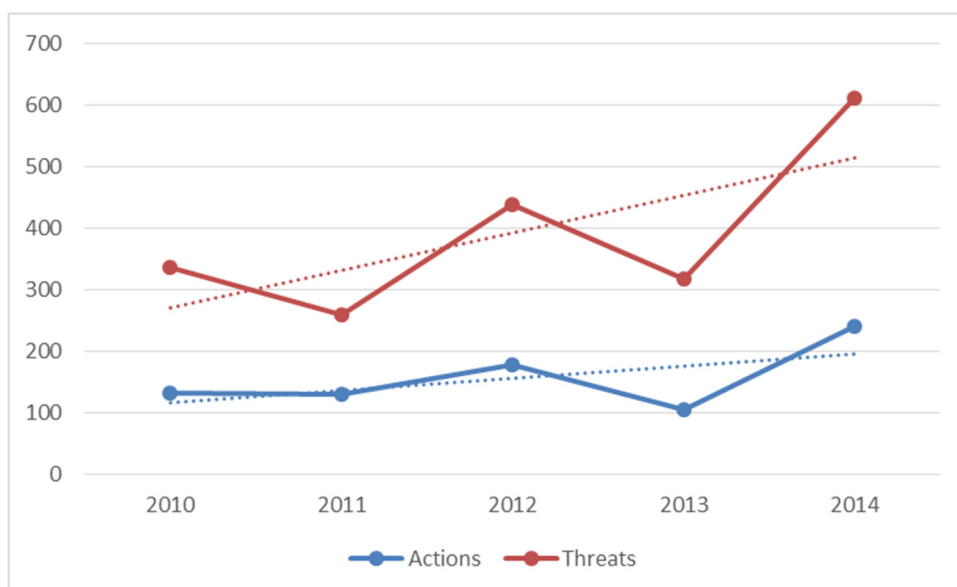


Note: The dotted linear regression line indicates the trend based on data for 2004-2014.

Source: CNCDH

Separate trend analysis for actions and threats over the 2010-2014 period shows that threats (610 in 2014) are consistently reported in higher amounts than actions (241 in 2014) and that the trend line for antisemitic threats indicates a steeper rise over the five-year period. Antisemitic actions were also on the rise in 2014, but the corresponding five-year trend line indicates a more moderate increase compared with antisemitic threats (Figure 7).

Figure 7: Antisemitic actions and threats recorded in France, 2010-2014



Note: The dotted linear regression lines indicate the trends based on data for 2010-2014.

Source: CNCDH

In 2014, 241 violent antisemitic actions were recorded in France, an increase of 130 % compared with 2013 (105). Of the 241 violent actions recorded, 126 concern acts of vandalism and defacing, and 108 concern physical violence against persons.

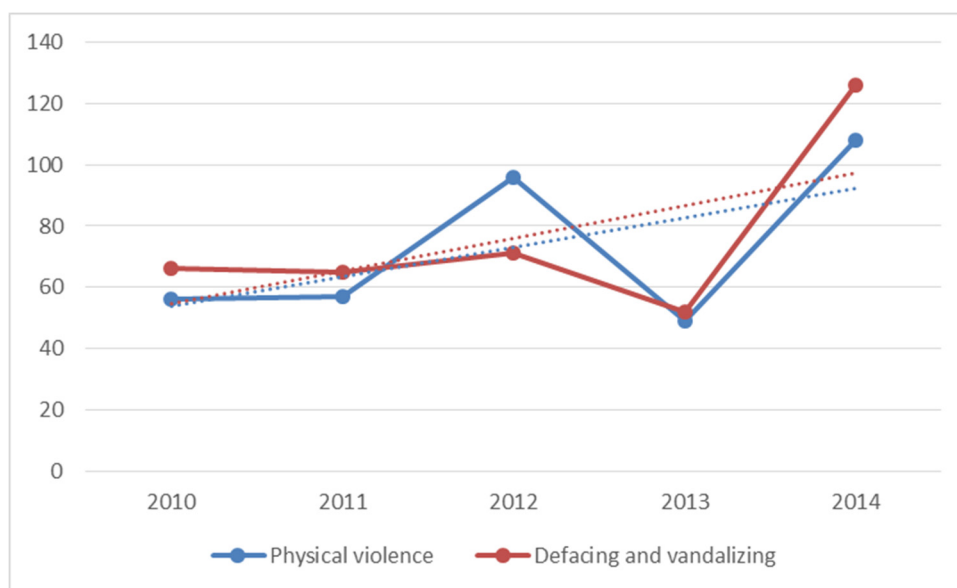
Table 15: Types of violent antisemitic actions recorded in France, 2010–2014

	Homicides or attempts	Physical violence	Terror attacks or attempts	Arson or attempts	Defacing and vandalising	Total
2010	1	56	-	8	66	131
2011	0	57	0	7	65	129
2012	6	96	2	2	71	177
2013	1	49	0	3	52	105
2014	0	108	2	5	126	241

Source: CNCDH

The two types of violent antisemitic actions recorded in higher numbers – physical violence, and defacing and vandalising – show similar trends over the 2010–2014 period (Figure 8): in both cases, the trend lines are increasing and the data recorded in 2014 constitute the highest peaks in the series. Defacing and vandalizing incidents were constantly reported in higher numbers than physical violence incidents, with the exception of 2012.

Figure 8: Types of violent antisemitic actions recorded in France, 2010–2014



Note: The dotted linear regression lines indicate the trends based on data for 2010–2014.

Source: CNCDH

The remaining 610 incidents concern antisemitic threats, which is an increase of 92 % compared with 318 incidents in 2013. Of the 610 antisemitic threats in 2014, 289 were in the form of writings and inscriptions (graffiti), 261 were in the form of threatening words, gestures and insults, while 60 threats were delivered in the mail or through leaflets.

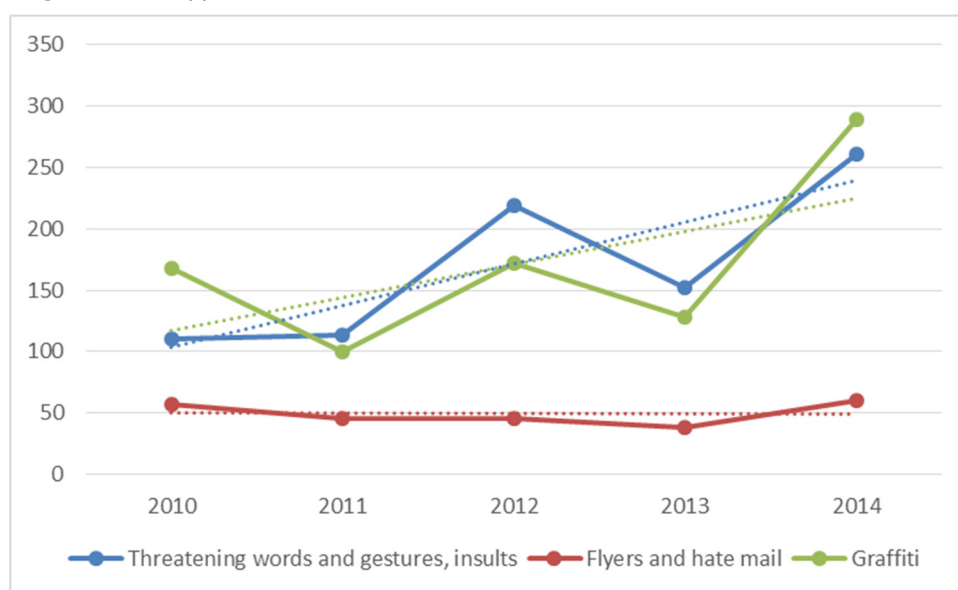
Table 16: Types of antisemitic threats recorded in France, 2010–2014

	Threatening words and gestures, insults	Flyers and hate mail	Graffiti	Total
2010	110	57	168	335
2011	114	46	100	260
2012	219	46	172	437
2013	152	38	128	318
2014	261	60	289	610

Source: CNCDH

Breaking down antisemitic threats by category, ‘threatening words and gestures, insults’ and ‘graffiti’ show similar development over the 2010–2014 period (Figure 9): in both cases, the corresponding trend lines show an increase and the data recorded in 2014 constitute the highest points in the series.

Figure 9: Types of antisemitic threats recorded in France, 2010–2014



Note: The dotted linear regression lines indicate the trends based on data for 2010–2014.

Source: CNCDH

The French government took several steps to counter antisemitism more effectively. The prime minister nominated a new Inter-ministerial Delegate Combating Racism and Antisemitism (*Délégation Interministérielle à la Lutte Contre le Racisme et l'Antisémitisme*, Dilcra) in November 2014. This delegate works under the authority of the prime minister so as to facilitate inter-ministerial coordination and encourage the fight against antisemitism. The Dilcra started to work on a new action plan on combating antisemitism for 2015 to 2017. One of the requirements set out for the action plan is to improve the publication of official data on antisemitic and racist acts

and to improve knowledge of racism and antisemitism through an annual survey of victims and publishing a list of the sentences handed down by the courts every year.

The French government also reinforced the Pharos internet platform aiming at combating hate speech on the internet and social networks. According to the government, communication campaigns have contributed to increase reporting of online hate speech.

In 2014, the Ministry of the Interior introduced a new statistical system on recording data on antisemitic and racist hate crimes. From 1 January 2015, the system will allow both the National Police and the Gendarmerie to feed in standardised data relating to such crimes.

Unofficial data

The Service for the Protection of the Jewish Community (*Service de Protection de la Communauté Juive*, SPCJ) records complaints of antisemitism, and since 2010 cooperates with the Ministry of the Interior in an effort to paint a more accurate picture of the situation of antisemitism in France. In its annual report on antisemitism, the SPCJ replicates the data from the CNCDH presented above.

In addition, it provides detailed descriptions of antisemitic incidents.²⁷ In 2014, out of 1,662 recorded racist acts in France, 51 % targeted Jews (851). Moreover, while racist acts, excluding antisemitic actions and threats, decreased by 5 % in 2014, antisemitic incidents have doubled in almost all French geographic areas. Departments most affected were Paris (154 antisemitic incidents), Rhône (68), Val-de-Marne (55) and Seine-Saint-Denis (53).

²⁷ For more information on the SPCJ, see www.antisemitisme.fr.

Germany

Official data

In Germany, official data on antisemitism are collected through the criminal police notification service – politically motivated crimes (*Kriminalpolizeilicher Meldedienst – Politisch motivierte Kriminalität, KPMD PMK*).

Data on the number of antisemitic crimes (Table 17) and on the number of antisemitic acts of violence (Table 18) are collected in separate subgroups of the main topic ‘hate crime’. The data are also subdivided in right-wing crime, left-wing crime, crime based on foreign ideology and others, in order to get a multi-dimensional view on the motivation and background of the perpetrator.

The data show that in 2014 there has been a notable increase in the number of antisemitic crimes overall. Concerning violent antisemitic acts the numbers in 2014 decreased compared with 2013.

Table 17: Number of politically motivated crimes with an antisemitic motive by category of perpetrator recorded in Germany, 2004-2014

	Right-wing	Left-wing	Foreign ideology	Other	Total
2004	1,346	4	46	53	1,449
2005	1,682	7	33	26	1,748
2006	1,662	4	89	54	1,809
2007	1,561	1	59	36	1,657
2008	1,496	5	41	17	1,559
2009	1,520	4	101	65	1,690
2010	1,192	1	53	22	1,268
2011	1,188	6	24	21	1,239
2012	1,314	3	38	19	1,374
2013	1,218	0	31	26	1,275
2014	1,342	7	176	71	1,596

Source: KPMD PMK

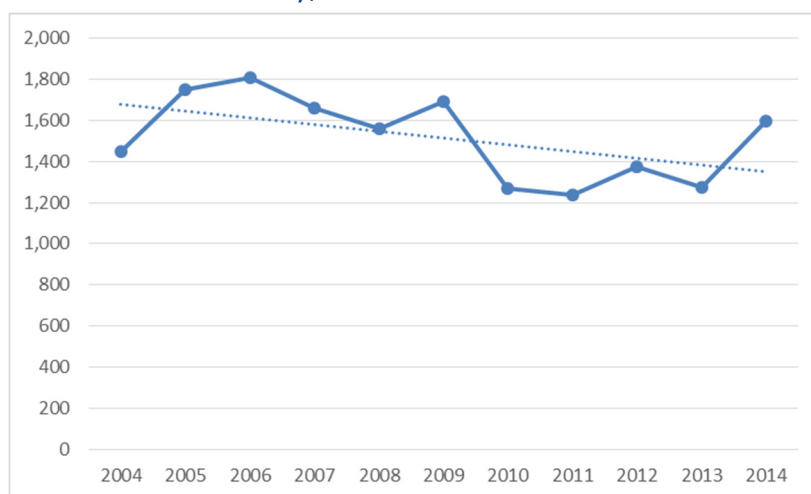
Table 18: Number of politically motivated acts of violence with an antisemitic motive by category of perpetrator recorded in Germany, 2004–2014

	Right-wing	Left-wing	Foreign ideology	Other	Total
2004	40	1	3	1	45
2005	50	1	3	2	56
2006	44	0	7	0	51
2007	61	0	3	0	64
2008	44	2	1	0	47
2009	31	0	9	1	41
2010	31	0	6	0	37
2011	26	1	2	0	29
2012	37	0	4	0	41
2013	46	0	4	1	51
2014	32	1	12	0	45

Source: KMPD PMK

The data on politically motivated antisemitic crimes for 2014 interrupt a four-year stretch marked by lower figures, recording a number of antisemitic crimes which is more in line with official records for the 2005–2009 period. However, the overall trend in recorded crimes still appears to be declining (Figure 10).

Figure 10: Politically motivated crimes with an antisemitic motive recorded in Germany, 2004–2014

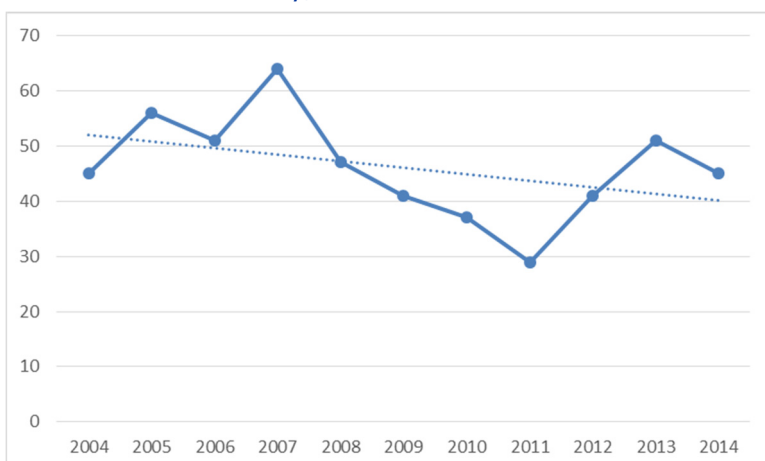


Note: The dotted linear regression line indicates the trend based on data for 2004–2014.

Source: KMPD PMK

As for antisemitic acts of violence (Figure 11), the trend also appears to be declining. Although reports are still higher if compared with the 29 recorded acts of violence in 2011, the data for 2014 are on the same level with 2004, interrupting two consecutive years marked by an increasing number of violent acts.

Figure 11: Politically motivated acts of violence with an antisemitic motive recorded in Germany, 2004-2014



Note: The dotted linear regression line indicates the trend based on data for 2004-2014.

Source: KMPD PMK

Unofficial data

The Amadeu Antonio Foundation in Germany has been collecting data on antisemitic incidents from the German press and from projects and initiatives concerned with antisemitism since 2002. These data are presented as a chronology of events, which is updated on a continual basis.²⁸ The foundation notes that this chronology is not exhaustive and gives people the possibility to report and reference other antisemitic incidents of which they may be aware.

Table 19 shows a great degree of fluctuation in the number of antisemitic incidents recorded by the Amadeu Antonio Foundation between 2004 and 2014, with nearly three times as many incidents (173) recorded in 2014 compared with 2013 (65 incidents).

Table 19: Recorded antisemitic incidents in Germany, 2004-2014

	Recorded antisemitic incidents
2004	36
2005	60
2006	113
2007	80
2008	83
2009	56
2010	71
2011	42
2012	33
2013	65
2014	173

Source: Amadeu Antonio Foundation

²⁸ Antonio Amadeu Foundation, [Chronik antisemitischer Vorfälle](#).

Greece

Official data

The Directorate of State Security informed FRA that the Hellenic police services recorded four incidents motivated by antisemitism in 2014. The cases concern antisemitism online, putting up an antisemitic sign at the workplace, daubing antisemitic slogans at a Holocaust remembrance monument and the desecration of a Jewish cemetery.

All four incidents were referred to the Ministry of Justice by the Hellenic police in 2014. Among them, two cases were prosecuted and the defendant was sentenced to 16 months imprisonment (the sentence was, however, suspended) and to a €2,500 fine. In the third case, the police investigation was still in progress at the time of writing. The fourth case was closed because the perpetrator remained unknown.

Greece adopted in 2014 a new legal framework against racist violence. As part of the ongoing procedure to reform law enforcement policies against crimes motivated by racism, antisemitism and other intolerance, a special prosecutor against racist violence was appointed in the larger Athens area. This prosecutor introduced a new method of data collection identifying cases of racist crime.

Table 20: Number of prosecuted cases pertaining to antisemitism in Greece, 2010–2014

	Prosecuted cases
2010	5
2011	3
2012	1
2013	0
2014	2

Source: District Attorneys' Offices to the Ministry of Justice, Transparency and Human Rights

In 2014, the Ministry of Culture, Education and Religious Affairs established the Religious Freedom and Interreligious Affairs Department (RFIAD), a network combating desecration and vandalism of religious buildings and sites. The network (comprising representatives from other ministries, the police, the media, civil society organisations, the Official Orthodox Church, the Catholic Church, the Central Jewish Council, Christian churches of various denominations and non-Christian religious communities) will collect and evaluate data on incidents of desecration and vandalism against churches, synagogues, chapels, cemeteries, and places of worship.

Unofficial data

In 2014 the Racist Violence Recording Network, consisting of 33 civil society organisations and created by the UNHCR and the National Commission for Human Rights to monitor and record hate crime in Greece, recorded three antisemitic incidents, consisting of desecration of Jewish property and symbols.²⁹

²⁹ Racist Violence Recording Network (2015), [Annual report 2014](#).

Hungary

Official data

No official data on antisemitism are recorded in Hungary.

Unofficial data

The Federation of Jewish Communities in Hungary (MAZSIHISZ) prepared its first annual report on antisemitism in Hungary in 2013. In the first report, six categories of antisemitic incidents are recorded (Table 21), totalling 95 incidents.

Table 21: Numbers and types of antisemitic incidents recorded in Hungary in 2013 and 2014

	Physical atrocity	Threats	Vandalism	Political antisemitism	Hate speech	Other	Total
2013	6	9	25	21	21	13	95
2014	7	4	28	13	21	-	73

Source: *The Federation of Jewish communities in Hungary*

The Action and Protection Foundation (TEV) monitors and analyses antisemitism in Hungary. Since 2013, TEV, through the Brussels Institute, has collaborated with the Prime Minister's Office to exchange and coordinate data on antisemitism nationwide.

In 2014, TEV recorded 37 antisemitic incidents. Among these was one attack, two cases of vandalism, two cases of threats and 32 cases of hate speech. The perpetrator was identified as being the same person in 10 cases, with most perpetrators being men of varying ages. Since May 2013, TEV has published monthly reports on antisemitic incidents in Hungary. Between May 2013 and December 2013 TEV recorded 61 antisemitic acts.³⁰

Table 22: Number of recorded antisemitic incidents in Hungary, 2013-2014

	TEV
2013	61*
2014	37

Note: * Between May 2013 and December 2013

Source: *Action and Protection Foundation*

³⁰ The publications of the Action and Protection Foundation are available at <http://tev.hu/en/eves-jelentes>.

Ireland

Official data

The Central Statistics Office (CSO) in Ireland records the number of antisemitic incidents reported to the police. No official data were available for antisemitic incidents recorded in 2014 at the time this report was compiled.

Table 23: Antisemitic incidents reported to the police in Ireland, 2004–2014

	Reported incidents
2004	2
2005	12
2006	2
2007	2
2008	9
2009	5
2010	13
2011	3
2012	5
2013	2
2014	Not available

Source: Central Statistics Office

Unofficial data

No unofficial data were available at the time this report was compiled.

Italy

Official data

The Italian official system to record crime-related data at national level is the System for Investigations (*Sistema di Indagine*), which does not enable the extraction of data relating specifically to antisemitism.

Unofficial data

The Observatory of Contemporary Anti-Jewish Prejudice (*L'Osservatorio sul pregiudizio antiebraico contemporaneo*) records incidents of antisemitism in Italy, with a particular focus on the internet.³¹ As Table 24 shows, the number of incidents recorded in 2014 increased significantly from 2013, and together with the year 2012 presents the highest peak in recorded incidents since 2005.

Table 24: Recorded antisemitic incidents in Italy, 2005-2014

	Recorded incidents
2005	49
2006	45
2007	45
2008	35
2009	47
2010	31
2011	58
2012	87
2013	49
2014	86

Source: Observatory of Contemporary Anti-Jewish Prejudice

³¹ Osservatorio antisemitismo, [Episodi di antisemitismo in Italia](#).

Latvia

Official data

In 2014, one case concerning antisemitism was investigated but not prosecuted, as no offence was found.

Unofficial data

No unofficial data were available at the time this report was compiled.

Lithuania

Official data

No official data on antisemitism since 2011 were available for Lithuania at the time of compiling this report.

Unofficial data

No unofficial data were available at the time this report was compiled.

Luxembourg

Official data

The Luxemburgish government informed FRA that no cases pertaining to antisemitism were dealt with by the criminal justice system and no antisemitism incidents were recorded by the police in 2014.

Unofficial data

No unofficial data were available at the time this report was compiled.

Malta

Official data

No official data were available at the time this report was compiled.

Unofficial data

No unofficial data were available at the time this report was compiled.

The Netherlands

Official data

There are two main sources of official data on antisemitic incidents in the Netherlands. The first is the annual report on the situation of criminal discrimination (*Criminaliteitsbeeld discriminatie*), published by the National Diversity Expertise Centre of the Police (*Landelijk Expertisecentrum Diversiteit van de politie*, LECD-Police). The second source is the anti-discrimination bureaus (*Antidiscriminatiebureaus* and *antidiscriminatievoorzieningen*), which collect and publish data on incidents of discrimination reported to them.

Table 25 summarises the data on antisemitism published in LECD-Police's annual report (*Poldis*) between 2008 and 2014.³² The number of antisemitic incidents recorded in the Netherlands in 2012 is not comparable with that of previous years due to a change in the police reporting template: "On the old form, police officers could indicate if an incident is related to antisemitism. On the new form, police officers can tick the sub-category 'Jewish' under the main categories of 'race' and 'religion'."³³ According to the annual report, this change led to fewer antisemitic incidents being recorded under the generic categories of 'race', 'religion' or 'belief', with a commensurate increase of incidents reported under the sub-category 'Jewish'.

Table 25: Number of reported criminal discriminatory antisemitic incidents in the Netherlands, 2008–2013

	Antisemitic incidents	As a % of all criminal discriminatory incidents
2008	141	6.3
2009	209	9.4
2010	286	11.4
2011	294	10.7
2012	859*	26*
2013	717	21
2014	not available	not available

Note: * Not comparable with previous year due to a change in the police reporting template. The total number of criminal discriminatory incidents recorded in the Netherlands increased from 2,802 to 3,292 between 2011 and 2012. This increase is attributed to two regions in the Netherlands where the RADAR anti-discrimination agency was sub-contracted to manage the registration process.

Source: LECD-Police

In 2012, the police recorded 859 incidents with antisemitic connotations whereas 38 of these were considered to be intentionally antisemitic – that is, specifically targeting Jews or Jewish property, such as a swastika painted on a synagogue, as

³² See Rijksoverheid (2011), [Poldis 2010: Criminaliteitsbeeld discriminatie](#); Rijksoverheid (2012), [Poldis rapportage 2011](#); Tierholf, B., Hermens, N., Drost, L. and van der Vos, L. (2013), [Poldis rapportage 2012 – Met themarapportage antisemitisme](#); Tierholf, B., Hermens, N., Drost, L. and Scheffelaar, A. (2014), [Poldis rapportage 2013 – Met themarapportage moslimdiscriminatie](#).

³³ Tierholf, B., Hermens, N., Drost, L. and van der Vos, L. (2013), [Poldis rapportage 2012 – Met themarapportage antisemitisme](#), p. 12.

opposed to a swastika carved on a bench in a public space. In 2013, the data show 717 antisemitic incidents, with 34 categorised as intentionally antisemitic. Due to the changes introduced in the recording methodology, it is not yet possible to assess the trend in antisemitic incidents for the Netherlands.

As Table 26 shows, there is much fluctuation in the number of incidents of antisemitic discrimination reported to anti-discrimination bureaus in the Netherlands.³⁴

Table 26: Number of incidents of antisemitic discrimination reported to anti-discrimination bureaus in the Netherlands, 2004-2014

	Criminal acts brought to the courts
2004	119
2005	94
2006	132
2007	72
2008	123
2009	129
2010	124
2011	134
2012	91*
2013	66*
2014	147

Note: * Not comparable with the previous year, as not all anti-discrimination bureaus provided data on reported incidents of antisemitism to the national organisation of anti-discrimination bureaus (Landelijke Brancheorganisatie van Antidiscriminatiebureaus), which is responsible for compiling these data.

Source: Art1.nl

Unofficial data

Two civil society organisations in the Netherlands collect data on antisemitic incidents. These data are summarised in Table 27.

The Information and Documentation Centre Israel (*Centrum Informatie en Documentatie Israël*, CIDI) publishes data every year on the number of antisemitic incidents reported to it through hotlines it operates throughout the Netherlands.³⁵ The number of reported incidents increased by 47 % in 2014: from 114 incidents in 2012 and 147 incidents in 2013 to 216 incidents in 2014.

The Magenta Foundation – with the support of the Ministry of Justice and of the Ministry of the Interior – hosts the Complaints Bureau for Discrimination on the Internet (*Meldpunt Discriminatie Internet*, MDI). The MDI publishes an annual report on complaints of discrimination relating to internet content reported to it.³⁶

³⁴ Art1. (2015), [Kerncijfers: Jaaroverzicht discriminatieklachten](#).

³⁵ These reports are available at www.cidi.nl/sectie/antisemitisme/cidi-antisemitismemonitor/.

³⁶ These reports are available at www.meldpunt.nl/site/page.php?lang=&pageID=34.

The latest available data at the time of writing show that the number of complaints it received increased from 250 in 2013 to 328 in 2014. Of the complaints received in 2014, 188 were deemed by MDI to be punishable by law, against 175 cases in 2013. In 2014, 55 complaints related to Holocaust denial, compared with 77 in 2013.

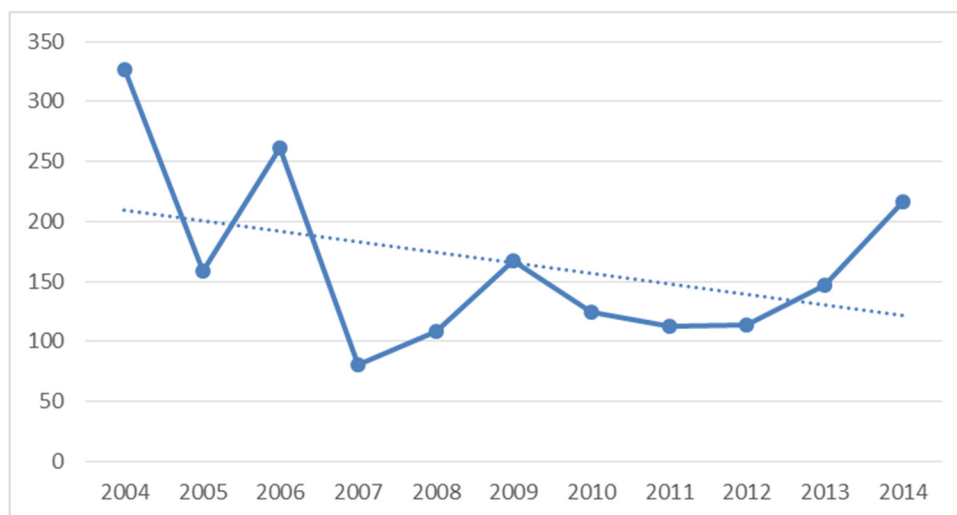
Table 27: Data on antisemitism collected by civil society organisations in the Netherlands, 2004–2014

	Reported incidents CIDI	Internet-related complaints MDI
2004	327	531
2005	159	302
2006	261	463
2007	81	371
2008	108	296
2009	167	399
2010	124	414
2011	113	252
2012	114	285
2013	147	250
2014	216	328

Sources: CIDI; MDI

The amount of antisemitic incidents reported to CIDI in 2014 is the highest in the last eight years: in the period analysed, a higher number of incidents was reported only in 2004 and 2006. The linear trend 2004–2014, however, still suggests a downward trend (Figure 12).

Figure 12: Data on antisemitism collected by CIDI in the Netherlands, 2004–2014

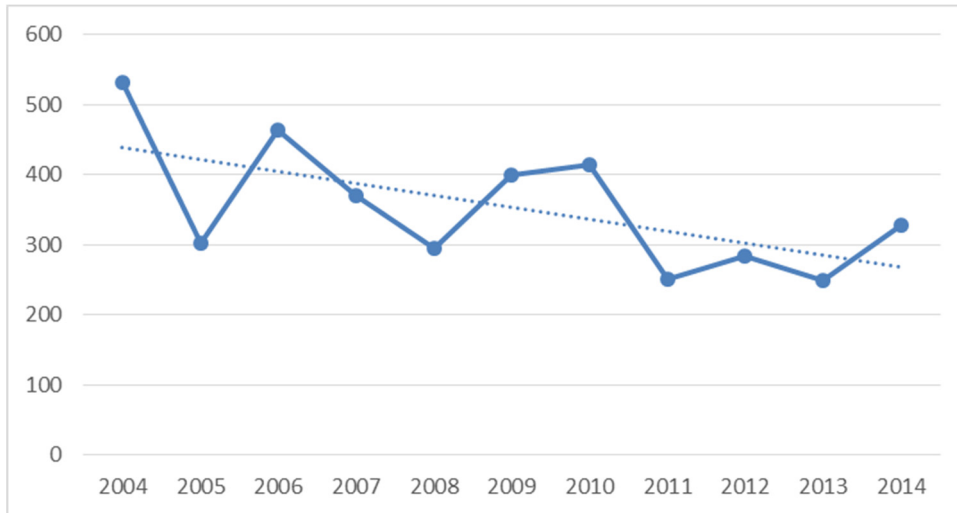


Note: The dotted linear regression line indicates the trend based on data for 2004–2014.

Source: CIDI

Although reports of internet-related complaints collected by MDI (Figure 13) appear very sensitive to yearly variations, the overall trend since 2004 is declining and the peak recorded in 2004 is still unmatched.

Figure 13: Internet-related complaints on antisemitism collected by MDI in the Netherlands, 2004-2014



Note: The dotted linear regression line indicates the trend based on data for 2004-2014.

Source: MDI

Poland

Official data

The human rights protection team (*Zespół do Spraw Ochrony Praw Człowieka*) within the Ministry of the Interior collects data on racist incidents brought to its attention (mainly through press releases), including antisemitic incidents, and takes preventive action. The team cooperates with human rights organisations and organisations of minority communities. These organisations communicate information they receive about incidents from victims, witnesses or from other sources to the human rights protection team.

The human rights protection team recorded 25 incidents related to antisemitism in 2013 and 39 in 2014. Of these 39 cases, 33 concerned hate speech and four concerned desecration of cemeteries.

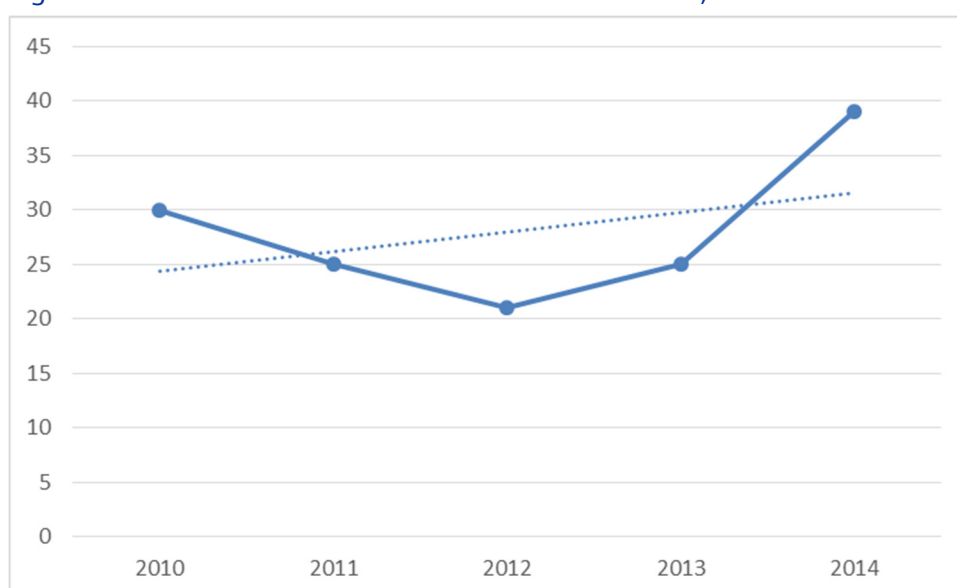
Table 28: Number of antisemitic incidents in Poland, 2010–2014

	Number of antisemitic incidents
2010	30
2011	25
2012	21
2013	25
2014	39

Source: Ministry of the Interior

The figure recorded in 2014 marks the second consecutive increase in the number of recorded antisemitic incidents, contributing to an overall increasing trend (Figure 14).

Figure 14: Number of antisemitic incidents in Poland, 2010–2014



Note: The dotted linear regression line indicates the trend based on data for 2010–2014.

Source: Ministry of Interior

Unofficial data

The Foundation for the Preservation of the Jewish Heritage in Poland (FODZ) informs yearly on antisemitic incidents it reports to prosecution services, the police or other authorities (Table 29).³⁷

Table 29: Antisemitic incidents reported by The Foundation for the Preservation of Jewish Heritage in Poland to prosecution services, police or other authorities, 2004-2014

	Incidents reported to the authorities
2004	6
2005	3
2006	13
2007	14
2008	7
2009	13
2010	11
2011	7
2012	5
2013	10
2014	5

Source: Foundation for the Preservation of the Jewish Heritage in Poland

³⁷ These reports are available at <http://fodz.pl/?d=5&id=79&l=en>.

Portugal

Official data

No official data were available at the time this report was compiled.

Unofficial data

No unofficial data were available at the time this report was compiled.

Romania

Official data

Antisemitic crimes are not distinctly recorded in the centralised police statistics in Romania. Nevertheless, the Romanian authorities communicated to FRA that a total of 19 antisemitic criminal cases were recorded in Romania between 2004 and 2014, as Table 30 shows.

Table 30: Number of criminal cases pertaining to antisemitism in Romania, 2004-2014

	Antisemitic criminal cases
2004	1
2005	2
2006	2
2007	1
2008	0
2009	1
2010	1
2011	0
2012	3
2013	3
2014	5

Source: Ministry of Justice

The National Council for Combating Discrimination (NCCD) monitors, investigates and sanctions cases of discrimination based on antisemitism, with data on cases available from 2007 onwards. Most of the cases concern the use or the intent to use fascist symbols.

Table 31: Number of discrimination cases based on antisemitic behaviour in Romania, 2007–2014

	Number of filed cases	Discrimination proved	Discrimination not proved	NCCD did not have competence	Closed cases	On-going cases
2007	4	2	0	0	2	0
2008	8	3	2	1	2	0
2009	4	0	3	0	1	0
2010	6	2	3	0	1	0
2011	5	3	1	0	1	0
2012	11	6	1	2	2	0
2013	5	1	1	0	3	0
2014	12	2	4	2	2	2

Source: National Council for Combating Discrimination of Romania

Unofficial data

No unofficial data were available at the time this report was compiled.

Slovakia

Official data

The Ministry of Justice in Slovakia collects data on the number of persons sentenced for crimes motivated by antisemitism (Table 32). These data are based on information submitted by judges who indicate bias motivation when rendering their sentences.

Table 32: Number of persons sentenced for crimes motivated by antisemitism, 2004-2014

	Number of sentenced persons
2004	6
2005	0
2006	0
2007	2
2008	5
2009	2
2010	3
2011	1
2012	4
2013	2
2014	not available

Source: Ministry of Justice

Unofficial data

No unofficial data were available at the time this report was compiled.

Slovenia

Official data

FRA has been informed that the Slovenian police did not record any antisemitic incidents with elements of offence or crime in 2014.

Unofficial data

No unofficial data were available at the time this report was compiled.

Spain

Official data

In 2013, the Crime Statistics System (, SEC) registers incidents from all the police bodies. The database returns three antisemitic incidents and 42 incidents committed against religious beliefs and practices (which can include antisemitic incidents).

In 2014, the police recorded 24 antisemitic incidents (Table 33). Five male and one female perpetrators were detected by the police, and 11 incidents cleared. This increase could be a result of improved recording system, whereby antisemitic incidents that would previously have been recorded as incidents of religious discrimination came to be recognised as incidents motivated by antisemitism.

Table 33: Number of recorded antisemitic incidents recorded in the Spanish Crime Statistics System, 2013-2014

	Recorded antisemitic incidents
2013	3
2014	24

Source: Ministry of the Interior

Table 34: Type of recorded antisemitic incidents recorded in the Spanish Crime Statistics System, 2014

	Recorded antisemitic offences
Physical Injuries	5
Mild harassment	1
Threats	6
Vandalism	2
Robbery	1
Constraints	2
Damages	7
Total	24

Source: Ministry of the Interior

In 2014, the Attorney General opened 15 cases pertaining to crimes motivated by antisemitism. Seven cases were dismissed, six criminal proceedings were opened by the court and two cases were closed with perpetrators convicted. Fourteen perpetrators were charged for crimes of incitement to violence, justification of genocide and/or the Holocaust; one of them was charged with disseminating antisemitic material. The majority of offenses were committed online, mostly at the end of the basketball game between Real Madrid and Maccabi Electra of Tel Aviv, which led to a torrent of antisemitic abuse.

Table 35: Victims of recorded antisemitic incidents recorded in the Spanish Crime Statistics System, 2014

Gender	Number of victims
Male	16
Female	8
Age	
15 or younger	3
16–25	1
26–35	3
36–45	6
46–55	7
56–65	4
Nationality	
Spanish	22
Israel	1
Morocco	1

Source: Ministry of the Interior

Unofficial data

The Observatory on Antisemitism in Spain (*Observatorio de antisemitismo en España*) records antisemitic events that occur in Spain, which it presents in the form of a chronology.³⁸ This chronology covers a number of categories, including the internet, the media, attacks against property, attacks against persons, trivialisation of the Holocaust, delegitimising Israel, and others (Table 36).

Table 36: Antisemitic events in Spain recorded by the Observatory of Antisemitism in Spain, 2009–2014

	Internet	Media	Attacks on property	Attacks on persons	Trivialisation of the Holocaust	Delegitimising Israel	Incidents	Instigation to antisemitism	Legal decisions pertaining to antisemitism
2009	0	10	4	5	0	0	0	0	0
2010	1	3	1	4	1	0	1	1	6
2011	2	7	2	2	3	5	1	2	0
2012	3	6	9	4	4	7	4	4	0
2013	2	0	3	0	4	0	2	3	3
2014	2	3	2	0	1	0	1	1	not available

Note: The same event can be included in several categories.

Source: Observatorio de antisemitismo en España

³⁸ Observatorio de antisemitismo en España, <http://observatorioantisemitismo.fcje.org/>.

Sweden

Official data

The National Council for Crime Prevention (*Brottsförebyggande rådet*, Brå) publishes annually a report which includes police statistics concerning crimes motivated by ethnicity, religion or faith, sexual orientation and gender identity.³⁹ Brå is an agency of the Ministry of Justice and acts as a centre for research and development within the judicial system.

Changes in the counting rules or in the definition of what constitutes a hate crime are such that the data presented in Table 37 are only comparable between the years 2004 and 2007, and for the years from 2008 onwards.⁴⁰

Table 37: Crimes with an antisemitic motive reported to the police in Sweden, 2004-2014

	Crimes reported to the police
2004	151*
2005	111
2006	134
2007	118
2008	159*
2009	250
2010	161
2011	194
2012	221
2013	193
2014	not available

Note: * Not comparable to previous years due to changes in the counting rules.

Source: Brå

Repeated changes in the recording methodology limit the extent to which trend analysis is feasible. Nevertheless, the data available show that while the 2004-2007 period is marked by a decreasing trend, the 2008-2013 period is marked by an increasing trend (Figure 15). A sharp increase in the number of crimes with an antisemitic motive reported to the police is observed between 2008 and 2009, followed by a sharp decline between 2009 and 2010, before increasing again after that.

It should be noted that from year 2012 onwards numbers are estimated based on a sample taken from all the cases recorded in the police database, without affecting the comparability of the data.

³⁹ These reports are available at www.bra.se/bra/publikationer.html.

⁴⁰ Brå (2014), *Hatbrott 2013: Statistik över självrapporterad utsatthet för hatbrott och polisanmälningar med identifierade hatbrottsmotiv*.

Figure 15: Crimes with an antisemitic motive reported to the police in Sweden, 2004–2013



Note: The dotted linear regression lines indicate the trends based on data for 2004–2013. The dotted vertical lines indicate changes in the recording methodology and gaps in the series indicate whether those changes affect the comparability of the data.

Source: Brå

As Table 38 shows, most crimes with an antisemitic motive target persons.

Table 38: Types of crimes with an antisemitic motive reported to the police in Sweden, 2008–2014

	Violent crime	Threat and non-sexual harassment	Defamation	Vandalism/graffiti	Hate speech	Other crimes	Total
2008	17	63	17	21	37	4	159
2009	20	90	20	36	75	9	250
2010	15	63	20	22	34	7	161
2011	14	77	14	31	54	4	194
2012	14	87	10	27	79	4	221
2013	4	61	20	12	93	2	193*
2014	n.a.	n.a.	n.a.	n.a.	n.a.	n.a.	n.a.

Note: n.a.: not available.

* The sum of types of crimes with antisemitic motive is 192. However, Brå reports the total of 193 crime with antisemitic motive.

Source: Brå

Unofficial data

No unofficial data were available at the time this report was compiled.

United Kingdom

Official data

Every year the Association of Chief Police Officers (ACPO) publishes official data on hate crimes, including antisemitic crimes, reported in England, Wales and Northern Ireland, collating data from regional police forces.⁴¹

The data published by ACPO relate to ‘recordable crimes’, according to the Home Office counting rules, that is, incidents that victims or any other person perceive as a hate crime.⁴²

As Table 39 shows, the number of recorded hate crimes motivated by antisemitism has been receding since 2009, with 307 such crimes recorded in 2012. It must be noted, however, that “improvements in the way forces collect and record hate crime data mean that direct year-on-year comparisons can be misleading. Individual forces are better placed to reflect on statistical variation in their geographical areas.”⁴³

Table 39: Recorded hate crimes motivated by antisemitism in England, Wales and Northern Ireland, 2009–2014

	Recorded hate crimes
2009	703
2010	488
2011	440
2012	307
1 April 2012–31 March 2013	385*
1 April 2013–31 March 2014	318

Note: * Data not comparable with the previous year

Source: Association of Chief Police Officers

Due to the changes introduced in the recording methodology, it is not yet possible to assess the trends in the data for England, Wales and Northern Ireland. The trend for the 2009-2012 period is marked by a consistent decrease. The future availability of data for 2014/2015 will allow further analysis of the current trends.

Whilst the final figures for antisemitic crime during 2014/15 will not be published until the fall of 2015, FRA was informed by the British government that according to the police, the rise in incidents during the summer of 2014 was a reaction to the raised tensions in the Middle East at the time of the conflict in Gaza. Due to the increased level of antisemitic crime during the summer of 2014, the police put in place enhanced recording practices. These measures included regular reporting from individual force areas and frequent data sharing with the Community Security Trust (CST) (for more information on the CST, see the section Unofficial data). These measures were taken to ensure that prevailing hostility in its entirety was identified

⁴¹ These reports are available at www.report-it.org.uk/hate_crime_data1.

⁴² For more on definitions used by ACPO in collecting these data, see www.report-it.org.uk/what_is_hate_crime.

⁴³ True Vision, ACPO (2013), *Total of recorded hate crime from regional forces in England, Wales and Northern Ireland during the calendar year 2012*.

and appropriate actions put in place. For example, a national policing executive lead was appointed to oversee the security of and engagement with Jewish communities to minimise the security risk and to build confidence in the protection offered by the state.

The United Kingdom approaches hate crime as a human rights issue, avoiding any hierarchy of victimisation but recognising that historical and global factors mean that there is a need to acknowledge specific threats and fears that bring around hostility. The activities of all government departments and agencies are coordinated by a single hate crime programme to ensure a coordinated response to tackling hate crime. The programme has a standing Independent Advisory Group (IAG), which brings victims, advocates and academics together to provide advice to ministers and criminal justice professionals.

Alongside this hate crime programme are two working groups, which look into antisemitism and anti-Muslim hostility. Representatives of Jewish and Muslim communities take part in these groups, which include a broad range of stakeholders. The British government and criminal justice authorities seek to maintain an overall strong relationship with community groups, as exemplified in the National Police Chief's council signing information sharing agreements with the CST as well as with Tell MAMA, an organisation recording anti-Muslim hatred.⁴⁴ Both organisations collate and publish hate crime data. The sharing of crime information anonymously, if the victim wishes, is vital to get a fuller picture of the extent and nature of hostility.

In December 2014, the British government published a report on progress it made in tackling antisemitism, warning that there is no room for complacency.⁴⁵ Following the publication of the College of Policing's Hate Crime Strategy and Guidance in 2014,⁴⁶ the college commissioned a Learning Needs Analysis to identify and deliver training for all police staff to improve the response to hate crime.

The Crown Prosecution Service (CPS) deals with all forms of hate crime and has developed a specific action plan to address religiously aggravated and antisemitic crime. The All Party Parliamentary Group on Antisemitism's report reviews the action the CPS is taking to tackle this phenomenon. The CPS action plan aims to improve the quality of decision-making and case handling in relation to antisemitism and religious hate crime in general.

Concerning Scotland, the Scottish government reports every year on the number of charges for religiously aggravated offences, covering the financial year (Table 40).⁴⁷ "Information about the nature of the religiously offensive conduct which related to the aggravation was taken from the police report of the incident. There is no separate section within police reports for the police to state which religious belief in their view was targeted and an assessment was made by the researchers involved in this work

⁴⁴ The Information Sharing Agreements can be viewed at http://report-it.org.uk/information_sharing_agreements.

⁴⁵ Department for Communities and Local Government (2014), *Government action on antisemitism*.

⁴⁶ College of Policing (2014), http://report-it.org.uk/strategy_and_guidance.

⁴⁷ Scottish Government (2014), *Religiously aggravated offending in Scotland*.

on the religion which appeared to be targeted based on a description of the incident and the details about what was said or done by the accused.”⁴⁸ The majority of recorded religiously aggravated offences targeted Roman Catholics and Protestants.

Table 40: Number of charges referring to derogatory conduct towards Judaism in Scotland, 2010-2014

	Number of charges	As a percentage of all religiously aggravated charges
2010-2011	16	2.3
2011-2012	14	1.6
2012-2013	27	3.9
2013-2014	9	2

Source: Scottish Government

Unofficial data

The Community Security Trust (CST) is a charity that works at the national level in the United Kingdom to provide advice and represent the Jewish community in matters of antisemitism, terrorism, policing and security. The CST has been recording antisemitic incidents that occur in the United Kingdom since 1984. “CST works closely with Police services and specialist units in monitoring and investigating antisemitic incidents. CST regularly exchanges anonymised antisemitic incident reports with Greater Manchester Police and the Metropolitan Police Service.”⁴⁹

CST “classifies as an antisemitic incident any malicious act aimed at Jewish people, organisations or property, where there is evidence that the act has antisemitic motivation or content, or that the victim was targeted because they are (or are believed to be) Jewish”.⁵⁰ The data it collects are published annually in a report on antisemitic incidents.⁵¹

As Table 41 shows, the number of antisemitic incidents recorded by the CST in 2014 was 1,168, a 118 % increase from the 535 antisemitic incidents recorded in 2013, and the highest annual number recorded by CST. According to the report, the biggest contributing factor to this rise are reactions in the United Kingdom to the conflict in Israel and Gaza that occurred between July and August 2014. In July 2014, CST recorded the highest monthly total of antisemitic incidents (314) and the third-highest monthly total in August 2014 (228 incidents). Out of the 542 antisemitic incidents recorded in July and August 2014, 258 incidents (48 %) made reference to the events in Israel and Gaza. For comparison, 59 and 48 antisemitic incidents were recorded in July and August 2013 respectively. Reactions to conflict in Israel and Gaza continued in September 2014, when 103 antisemitic incidents were recorded, the sixth-highest monthly total on record, compared against 59 incidents recorded in September 2013.⁵²

⁴⁸ Scottish Government (2013), [Religiously aggravated offending in Scotland 2012-13](#), p. 14.

⁴⁹ Community Security Trust (CST) (2015), [Antisemitic incidents report 2014](#), p. 10.

⁵⁰ *Ibid.*, p. 10.

⁵¹ These reports are available at www.thecst.org.uk/index.cfm?content=7&Menu=6.

⁵² CST, [Antisemitic incidents report 2014](#), p. 4.

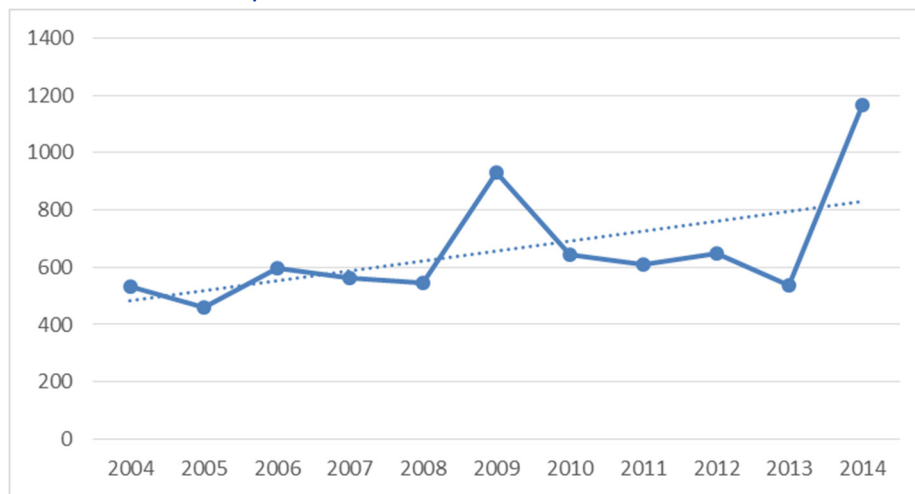
Table 41: Antisemitic incidents in the United Kingdom recorded by the Community Security Trust, 2004–2014

	Recorded antisemitic incidents
2004	532
2005	459
2006	598
2007	561
2008	546
2009	929
2010	645
2011	608
2012	649
2013	535
2014	1,168

Source: CST

The peaks in 2009 and 2014 are exceptions from an otherwise relatively stable number of incidents (Figure 16), for which an increasing trend can be observed.

Figure 16: Antisemitic incidents in the United Kingdom recorded by the Community Security Trust, 2004–2014



Note: The dotted linear regression line indicates the trend based on data for 2004–2014.

Source: CST

The CST also publishes data on the category of recorded incidents, as Table 42 shows. The most common types of antisemitic incidents consist of abusive behaviour, followed by threats, damage and desecration, assault and extreme violence.

In 2014, the most common antisemitic incidents were directed at random Jewish people in public (397), followed by visibly Jewish individuals in public (190) and Jewish organisations, companies and events (174). The remaining incidents were targeting homes, including people and vehicles at their homes (90), synagogues, including congregants, staff, etc. (69), high profile public figures (39), students and academics (19) and cemeteries (7).

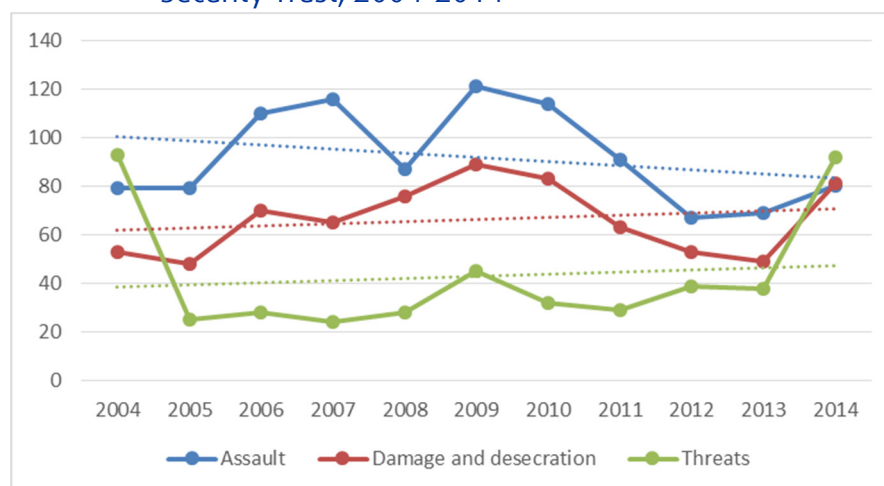
Table 42: Types of antisemitic incidents in the United Kingdom recorded by the Community Security Trust, 2004-2014

	Extreme violence	Assault	Damage and desecration	Threats	Abusive behaviour	Literature
2004	4	79	53	93	272	31
2005	2	79	48	25	278	27
2006	4	110	70	28	366	20
2007	1	116	65	24	336	19
2008	1	87	76	28	317	37
2009	3	121	89	45	606	62
2010	0	114	83	32	385	25
2011	2	91	63	29	394	8
2012	2	67	53	39	467	12
2013	0	69	49	38	374	5
2014	1	80	81	92	884	30

Source: CST

All incident categories saw an increase in 2014 compared with the previous year, leading together to the highest number of antisemitic incidents recorded in 2004-2014. However, examining separately the various incident types shows that while the number of incidents of assault, threats, and damage and desecration rose from 2013, none of the incident types reached highest peaks in the series 2004-2014. The peak values were recorded in 2009 for both assaults and damage and desecration incidents and in 2004 for threats. Based on the recorded incidents in 2004-2014, the trend lines show a long-term decline in the case of assaults and increases for the other two categories of incidents (Figure 17).

Figure 17: Antisemitic incidents in the United Kingdom recorded by the Community Security Trust, 2004-2014

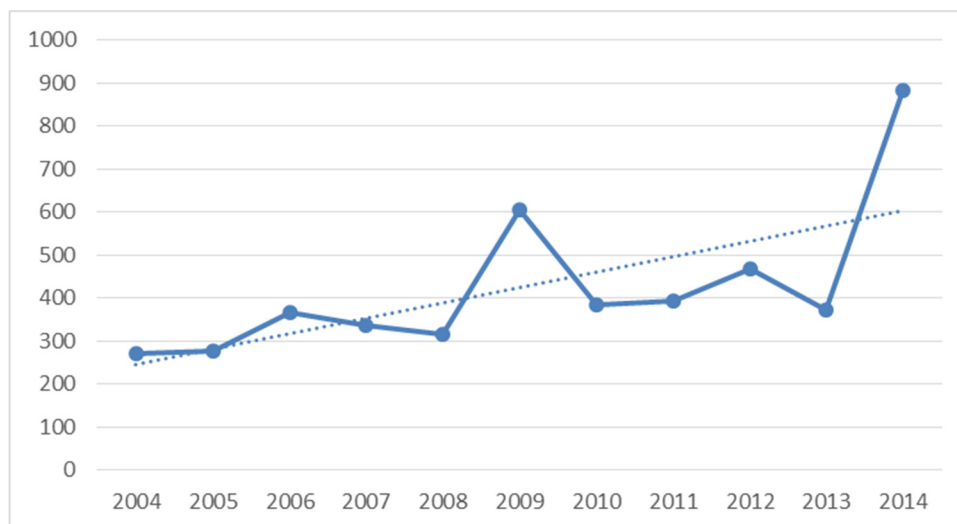


Note: The dotted linear regression lines indicate the trends based on data for 2004-2014.

Source: CST

Abusive behaviour incidents are the largest component in the total number of antisemitic incidents recorded by CST; the trend line for this category, plotted separately to better highlight the different order of magnitude involved, is very similar to the aggregated trend line (Figure 18).

Figure 18: Antisemitic incidents – abusive behaviour in the United Kingdom recorded by the Community Security Trust, 2004–2014



Note: The dotted linear regression line indicates the trend based on data for 2004–2014.

Source: CST

Concerning perpetrators, physical descriptions were available for 340 (29 %) of the 1,168 incidents reported by the CST in 2014: “148 offenders were described as ‘White – North European’ (44 %); five offenders were described as ‘White – South European’ (1 %); 26 offenders were described as ‘Black’ (8 %); 127 offenders were described as ‘South Asian’ (37 %); 34 offenders were described as being ‘Arab or North African’ (10 %); and no offenders were described as ‘East or South East Asian’.”⁵³

The gender of the perpetrator could be identified for 589 incidents (50 %), broken down as follows: 512 incidents perpetrated by men, 67 by women and 10 by mixed groups of women and men.

The age of the perpetrators could be identified in 350 cases (30 %), with 272 of these adults and 73 of these minors, with the remaining five incidents consisting of groups of minors and adults together.

The CST recorded 233 antisemitic incidents that involved the use of internet-based social media in 2014 (20 % of the 1,168 incidents), compared with 88 in 2013 and 81 in 2012. Of these 233 antisemitic incidents, 215 were in the category of ‘abusive behaviour’ and 18 were in the category of ‘threats’. One incident that involved the use of social media also involved a violent assault.

⁵³ CST (2014), [Antisemitic incidents report 2014](#), p. 26.

Concluding remarks – Persisting gaps in data collection

This report shows that the phenomenon of antisemitism remains a concern that needs to be tackled through concerted efforts by government and civil society at all levels. For example, as noted in the FRA report *Antisemitism – Summary overview of the situation in the EU 2001-2011*, the higher number of incidents recorded in 2009 tends to correspond with Israel’s Cast Lead military operation, which took place in the winter of 2008-2009. This update shows that in 2014, the highest number of antisemitic incidents in several Member States was recorded between July and September, corresponding with the Israel’s Protective Edge military operation in Gaza.

To tackle antisemitism effectively, relevant stakeholders need to be able to rely on robust data on antisemitic incidents that would enable them to target their interventions more efficiently. Such data are often lacking. Indeed, as Table 43 indicates, there remain large gaps in data collection on antisemitism in EU Member States, with each of them collecting different types of data. Under the current state of affairs, this prevents any meaningful comparison of officially collected data between Member States, whereas it increases the relevance of and need for surveys on perceptions and experiences of antisemitism among self-identified Jews, such as that conducted by FRA.

Table 43: Official data on recorded antisemitic incidents in EU Member States, 2004-2014

	Recorded data	2004	2005	2006	2007	2008	2009	2010	2011	2012	2013	2014
AT	Antisemitic offences committed by right-wing extremists	17	8	8	15	23	12	27	16	27	37	58
BE	Cases of Holocaust denial and revisionism	-	-	1	4	9	11	2	2	7	8	4
CY	Antisemitic incidents	-	-	-	-	-	-	-	-	-	-	0
CZ	Criminal offences motivated by antisemitism	-	23	14	18	27	48	28	18	9	15	45
DE	Politically motivated crimes with an antisemitic motive	1,449	1,748	1,809	1,657	1,559	1,690	1,268	1,239	1,374	1,275	1,596
DK	Extremist crimes targeting Jews	-	-	-	-	-	-	-	5	15	10	-
EL	Prosecutions pertaining to antisemitism	-	-	-	-	-	-	5	3	1	0	2
ES	Antisemitic incidents	-	-	-	-	-	-	-	-	-	3	24
FI	Antisemitic crimes	-	-	-	-	1	10	4	6	8	11	-
FR	Antisemitic actions and threats	974	508	571	402	459	815	466	389	614	423	851
HR	Criminal acts motivated by antisemitism	-	-	-	-	-	-	-	-	1	0	0
IE	Antisemitic incidents	2	12	2	2	9	5	13	3	5	2	-

	Recorded data	2004	2005	2006	2007	2008	2009	2010	2011	2012	2013	2014
LU	Antisemitic incidents	-	-	-	-	-	-	-	-	-	-	0
NL	Criminal discriminatory antisemitic incidents	-	-	-	-	141	209	286	293	859*	717	-
PL	Antisemitic incidents	-	-	-	-	-	-	30	25	21	25	39
RO	Criminal cases pertaining to antisemitism	1	2	2	1	0	1	1	0	3	3	5
SE	Crimes with an antisemitic motive	151*	111	134	118	159*	250	161	194	221	193	-
SI	Antisemitic incidents	-	-	-	-	-	-	-	-	-	-	0
SK	Persons sentenced for crimes motivated by antisemitism	6	0	0	2	5	2	3	1	4	2	-
UK – EN, NI, WAL **	Hate crimes motivated by antisemitism	-	-	-	-	-	703	488	440	307	385*	318
UK – SCO **	Charges referring to conduct derogatory towards Judaism	-	-	-	-	-	-	16	14	27	9	-

Notes: Comparisons are not possible between Member States.

“-” denotes where no data are available at Member State level, either because these data were not collected, not communicated, not published at the time of writing or not covering the entire year.

* Data not comparable with the previous year.

** Fiscal year (1 April – 31 March).

EN: England; NI: Northern Ireland; WAL: Wales.

Source: FRA desk research (2015)

Another issue of concern is that in many EU Member States, the number of officially recorded incidents is so low that it is difficult to assess the long-term trend. Low numbers of recorded incidents should not, however, be taken as an indication that antisemitism is not an issue of concern in these EU Member States.

Conversely, it cannot be said that antisemitism is necessarily a bigger problem in Member States where the highest numbers of incidents are recorded, compared with those where fewer incidents are recorded. Next to the size of the Jewish population in any given Member State, there are a number of factors that affect how many incidents are recorded, including the willingness and ability of victims and witnesses to report these incidents, and to trust that the authorities are able to deal with such incidents accordingly.

Not only do victims and witnesses need to be encouraged to report antisemitic incidents, but the authorities need to have systems in place that would enable the recording of such incidents in the first place. In the words of the British Association of Chief Police Officers: “The Police Service is committed to reducing the under-reporting of hate crime and would view increases in this data as a positive indicator, so long as it reflects an increase in reporting and not an increase in the actual incidence of crime which we strive to reduce.”⁵⁴

Policy actors at the levels of the EU and Member States need to share this commitment if antisemitism is to be countered effectively. Where data on the characteristics of incidents, victims and perpetrators are missing, policy responses can often only be at a very general level. More comprehensive and accurate data would allow for targeted policy responses.

When it comes to countering phenomena as complex as antisemitism, the data that are collected and the policy responses that are implemented on that basis need to reflect and respond to that complexity. Sustained efforts therefore need to be made at the national and international levels to improve data collection on antisemitism and other forms of hatred and prejudice to enable EU Member States to combat such phenomena more effectively. These efforts must concentrate on official and unofficial data collection alike, so as to enable a more complete and accurate picture of the situation of antisemitism in the EU to be drawn.

Antisemitic and intolerant attitudes can lead to behaviour punishable by law, but antisemitism needs to be countered beyond the criminal justice system perspective. Two-thirds of respondents to FRA’s survey on Jewish people’s experiences and perceptions of antisemitism consider antisemitism to be a problem in their country, and 76 % believe that antisemitism has increased in the country where they live during the past five years. Education is essential to prevent intolerant attitudes. Through education that fosters socialisation, tolerance, universal values, and encourages critical thinking, children and young people can bring change to their families and communities, and ultimately to the broader society.

⁵⁴ True Vision, ACPO (2012), [Total of recorded hate crime from police forces in England, Wales and Northern Ireland during the calendar year 2011.](#)



Publications Office



FRA – European Union Agency for Fundamental Rights

Schwarzenbergplatz 11 ■ 1040 Vienna ■ Austria ■

Tel +43 158030-0 ■ Fax +43 158030-699

fra.europa.eu ■ info@fra.europa.eu ■ [facebook.com/fundamentalrights](https://www.facebook.com/fundamentalrights)

■ [linkedin.com/company/eu-fundamental-rights-agency](https://www.linkedin.com/company/eu-fundamental-rights-agency) ■

twitter.com/EURightsAgency