



# Antisemitism overview - Germany

Overview of antisemitic incidents recorded in Germany in 2014-2024

## Contents

<b>1.</b>	<b>Germany.....</b>	<b>3</b>
1.1.	Official data .....	3
1.2.	Unofficial data .....	9

# 1. Germany

The country overview provides a descriptive analysis of the available official and unofficial data. ‘Official data’ refers to those collected by law enforcement agencies, authorities that are part of criminal justice systems and relevant state ministries. ‘Unofficial data’ refers to those collected by civil society organisations, including Jewish community organisations. All data presented are based on the countries and organisations’ own definitions and categorisations of antisemitism. Some of these draw on the IHRA Working definition of antisemitism, which was endorsed by all EU member states, except Malta. Albania, North Macedonia and Serbia also adopted the IHRA Working definition on antisemitism. <sup>(i)</sup> Where available, the country overview provides a breakdown of the data by month following 7 October 2023, showing stark increases in recorded antisemitic incidents following the Hamas attacks and the and the ensuing military intervention in Gaza.

This publication is part of a larger series of overviews of antisemitic incidents. FRA and its predecessor (the EU Monitoring Centre on Racism and Xenophobia) have monitored antisemitism since 2004.

## 1.1. Official data

In Germany, the Criminal Police Notification Service – Politically Motivated Crimes (Kriminalpolizeilicher Meldedienst – Politisch motivierte Kriminalität (KPMd PMK)) collects official data on antisemitism.

Data on the number of antisemitic crimes (Table 1) and on the number of antisemitic acts of violence (Table 2) are collected under the separate subheading ‘antisemitism’ of the main topic ‘hate crime’. The data are also subdivided into right-wing crime, left-wing crime, crime based on foreign ideology, crime based on religious ideology and politically motivated crime that is ‘not attributable’. This is to get a multidimensional view on the motivation and background of the perpetrators. These five categories have been in place since January 2017. Until December 2016, the separate category ‘religious ideology’ did not exist. Until then, the crimes had been part of the category ‘foreign ideology’.

In 2024, the police recorded 6,236 politically motivated crimes with an antisemitic motive; this constitutes Table 1 and Figure 1 show an increase of 20.8% over the previous year. The very high incidence of antisemitic crimes is particularly noticeable in

the months of October, November and December. In total, around 2,782 crimes were committed in the last quarter of 2023. This accounts for approximately 53.87% of the total crime volume. (Table 1 and 1a). Since Hamas attacks on Israel, 1 847 politically motivated crimes with an antisemitic motive related to the Middle East conflict have been recorded (Figure 1b).

Out of the politically motivated crimes with an antisemitic motive recorded by the police in 2023, a total of 2,367 were committed online, in 2024, a total of 2,426 were committed online. As the number of recorded crimes has increased every year since 2015 except for 2024, the overall trend covering 2014–2024 shows an upward trend (Figure 11). Politically motivated crimes with an antisemitic motive made up around 29% (6,236 out of 21,773) of all crimes with a hate motive. The Jewish population in Germany makes up around 0.1% of the total population. <sup>(ii)</sup> This emphasises the disproportionate targeting of Jews in hate incidents. In 2023, a total of 2,411 men and 505 women were accused of antisemitic crimes.

Apart from the distinction between antisemitic crimes and antisemitic acts of violence (see Table 2), published statistics do not further disaggregate crimes with antisemitic bias. Overall, the 2024 report by the Federal Criminal Policy Office (*Bundeskriminalamt*) notes that, among all politically motivated crimes (that is, antisemitic crime as well as other crimes), the largest category involves incitement to hatred (*Volksverhetzung*), which accounts for 46% of all crimes, followed by damage to property (*Sachbeschädigung*), which accounts for 13% of all crimes. Offensive material (*Propagandadelikte*) accounts for 22% of all politically motivated crimes. <sup>(iii)</sup>

**Table 1: Number of politically motivated crimes with a presumed antisemitic motive by category of perpetrator recorded in Germany, 2014–2024**

Year	Right wing	Left wing	Foreign ideology	Religious ideology <sup>(a)</sup>	Not attributable	Total
2014	1,342	7	176	n.a.	71	1,596
2015	1,246	5	78	n.a.	37	1,366
2016	1,381	2	48	n.a.	37	1,468
2017	1,412	1	41 <sup>(a)</sup>	30	20	1,504
2018	1,603	14	102	52	28	1,799
2019	1,898	6	57	24	47	2,032
2020	2,224	10	40	31	46	2,351
2021	2,552	6	127	57	285	3,027

Year	Right wing	Left wing	Foreign ideology	Religious ideology <sup>(a)</sup>	Not attributable	Total
<b>2022</b>	2,185	8	67	38	343	2,641
<b>2023</b>	3,034	40	1,186	531	373	5,164
<b>2024</b>	3,016	109	1,940	685	486	6,236

<sup>(a)</sup> The categories were changed in 2017. Before this, 'religious ideology' was included in the category 'foreign ideology'.

NB: n.a., not available.

Source: KPMD PMK, 2014–2024

**Table 1a: Number of politically motivated crimes with a presumed antisemitic motive by category of perpetrator recorded in Germany, 2023 (time period before and after the Hamas attacks on Israel on 7 October 2023)**

Date	Right wing	Left wing	Foreign ideology	Religious ideology <sup>(a)</sup>	Not attributable	Total
<b>01.01.2023 – 06.10.2023</b>	2,045	4	97	57	229	2,432
<b>07.10.2023 – 31.12.2023</b>	989	36	1,089	474	144	2,732

Source: KMPD PMK, 2013–2023.

**Table 1b: Number of politically motivated crimes with a presumed antisemitic motive by category of perpetrator recorded in Germany, 2023 – in connection with the Hamas attacks**

Date	Right wing	Left wing	Foreign ideology	Religious ideology <sup>(a)</sup>	Not attributable	Total
<b>07.10.2023 – 31.12.2023</b>	227	36	1,065	450	69	1,847

Source: KMPD PMK, 2013–2023.

**Table 1c: Number of politically motivated crimes with a presumed antisemitic motive by category of perpetrator recorded in Germany, 2024**

Date	Right wing	Left wing	Foreign ideology	Religious ideology (°)	Not attributable	Total
January 2024	299	5	149	77	51	581
February 2024	314	9	172	50	48	593
March 2024	311	4	145	38	51	549
April 2024	277	13	182	63	53	588
May 2024	311	23	231	56	57	678
June 2024	288	6	187	42	51	574
July 2024	255	10	138	54	35	492
August 2024	196	7	163	75	26	467
September 2024	178	6	131	63	37	415
October 2024	227	15	214	84	23	563
November 2024	216	7	156	60	27	466
December 2024	144	4	72	23	27	270
January-December 2024	3,016	109	1,940	685	486	6,236

Source: KMPD PMK, 2014–2024.

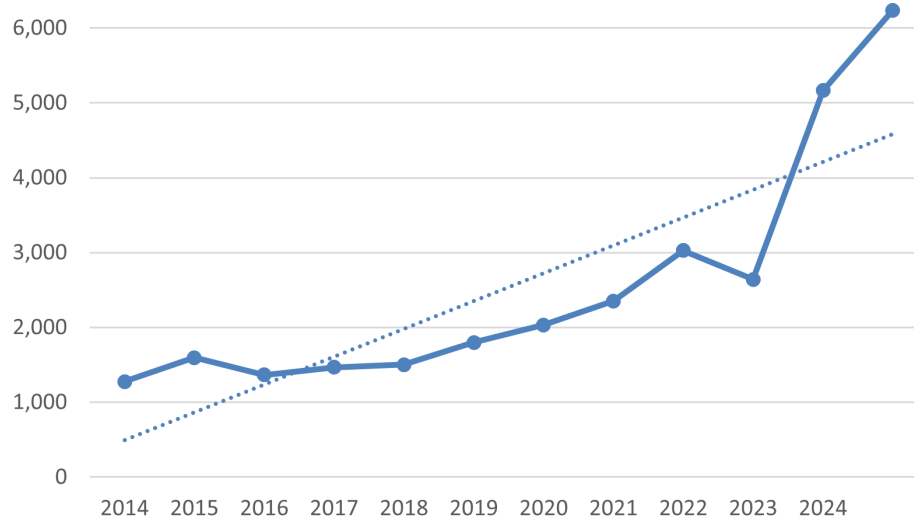
**Table 1d: Number of politically motivated crimes with a presumed antisemitic motive by category of perpetrator recorded in Germany, 2024 – in connection with the Hamas attack**

Date	Right wing	Left wing	Foreign ideology	Religious ideology (°)	Not attributable	Total
January 2024	26	4	144	63	13	250
February 2024	18	8	163	41	13	243
March 2024	19	4	136	31	12	202
April 2024	11	12	174	51	20	268
May 2024	19	20	223	50	13	325

Date	Right wing	Left wing	Foreign ideology	Religious ideology (a)	Not attributable	Total
June 2024	11	5	180	37	11	244
July 2024	13	10	123	46	6	198
August 2024	10	5	157	70	6	248
September 2024	7	5	121	58	6	197
October 2024	24	12	204	80	6	326
November 2024	8	6	148	54	5	221
December.2024	5	4	70	20	11	110
January-December.2024	171	95	1,843	601	122	2,832

Source: KMPD PMK, 2014–2024.

**Figure 1 – Politically motivated crimes with an antisemitic motive recorded in Germany, 2014–2024**



Source: KMPD PMK, 2014–2024.

NB: The dotted linear regression line indicates the trend based on data for 2014–2024.

In 2024, the German police recorded an increase in antisemitic acts of violence from 148 recorded incidents in 2023 to 173 in 2024. The overall trend in 2014–2024 also shows an increase in recorded acts of violence with an antisemitic motive (Figure 2). In

2023, 43 victims of recorded acts of violence with an antisemitic motive were men, 6 were women and 1 diverse. In 2024, 82 victims of recorded acts of violence with an antisemitic motive were men and 22 were women. The KPMD PMK only registers the details of victims in cases in which they were physically harmed or injured and the local police responsible for the investigation reported the incident to the KPMD PMK.

**Table 2: Number of politically motivated acts of violence with a presumed antisemitic motive by category of perpetrator recorded in Germany, 2014–2024**

Year	Right wing	Left wing	Foreign ideology	Religious ideology <sup>(a)</sup>	Not attributable	Total
2014	32	1	12	n.a.	0	45
2015	30	1	4	n.a.	1	36
2016	32	0	1	n.a.	1	34
2017	29	0	5 <sup>(a)</sup>	1	2	37
2018	49	3	10	4	3	69
2019	62	0	6	3	2	73
2020	50	0	4	1	2	57
2021	40	0	8	8	8	64
2022	62	2	13	2	9	88
2023	51	1	67	22	7	148
2024	64	6	81	13	9	173



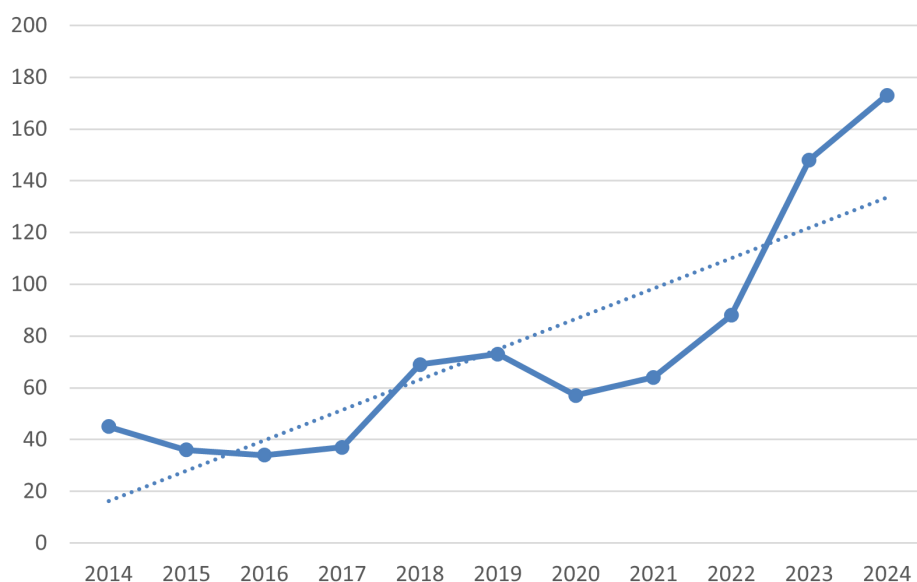
*'Foreign ideology' and 'Religious ideology' the number of crimes recorded is in the range of 1 to 81 during the period when data was comparable.*

(<sup>a</sup>) The categories were changed in 2017. Before this, 'religious ideology' was included in the category 'foreign ideology'.

NB: n.a., not available.

Source: KMPD PMK, 2014–2024.

**Figure 2 – Politically motivated acts of violence with an antisemitic motive recorded in Germany, 2014–2024**



Alternative text: A line chart shows the evolution of acts of violence recorded between 2014 and 2024. The number of acts recorded per year rose from just 45 in 2014 to over 170 in 2024. The dotted line represents a trend line. See Box B1 below for details.

Source: KMPD PMK, 2014–2024.

The dotted linear regression line indicates the trend based on data for 2014–2024.

## 1.2. Unofficial data

The Federal Association of Departments for Research and Information on Antisemitism (*Bundesverband RIAS*) is the umbrella organisation for the civil society reporting offices for antisemitic incidents in Germany. The RIAS reporting offices are among the first points of contact for those affected by antisemitism in Germany. Their goal is to record

antisemitic incidents nationwide and provide support to those affected by antisemitism. Those affected by antisemitism can [report antisemitic incidents online](#).

The Federal Association of Departments for Research and Information on Antisemitism (*Bundesverband der Recherche- und Informationsstellen Antisemitismus e.V. (RIAS)*) recorded 999 online antisemitic incidents in 2023 and 1,978 online antisemitic incidents in 2024 <sup>(iv)</sup>. 21 % of all antisemitic incidents in 2023 took place online. In 2022, online incidents made up 33 % of all cases. Nevertheless, the absolute number of 2023's online incidents was higher than the previous year's (2022: 843 cases). 51 % came from social-media platforms, 37 % were antisemitic e-mails and 10 % were messages in messenger apps like WhatsApp. The remaining 2 % came from other sources, such as online games or dating apps. Of the 510 incidents on social-media platforms, 168 were shared on Instagram, 147 on Facebook, 135 on X (formerly Twitter) and 49 on TikTok. In 2024, the number of online antisemitic incidents account for 23% of all incidents. Of the online incidents recorded by RIAS in 2024, 57% came from social-media platforms, and 36% were antisemitic e-mails.

Out of all hate crimes against Jews in the police system in 2024, offences taking place online formed the second largest group (81 bias motives), after "Other crime scenes" (128) and before "Public places/streets/parking lots" (44).

Furthermore, out of the 2,706 offences in the category 'ideology / political views' in 2023, a total of 1,756 offences concerned the National Socialism Prohibition Act 1947 (*Verbotsgesetz 1947*), which bans the proliferation of Nazi ideology or symbols in general. Furthermore, out of the 3,935 offences in the category 'ideology / political views' in 2024, a total of 2,537 offences concerned the National Socialism Prohibition Act 1947.

There was no systematic nationwide comparison with police statistics on antisemitic crimes in 2024. Such a comparison only took place in Brandenburg, Hesse and Lower Saxony. Hence antisemitic crimes only known to the police that took place in other federal states were not included in the RIAS statistics. The 2024 report included incidents that regional report centres in 11 states (Bavaria, Berlin, Hessen, Lower Saxony, Mecklenburg-Western Pomerania, North Rhine-Westphalia, Saarland, Saxony, Saxony-Anhalt, Schleswig-Holstein and Thuringia) recorded and incidents RIAS's federal association processed at the state level in states without regional report centres (Baden-Württemberg, Brandenburg, Bremen, Hamburg and Rhineland-Palatine).

**Table 3: Number of antisemitic incidents reported to RIAS, 2020–2024**

Year	Recorded antisemitic incidents
2020	1,957
2021	2,773 <sup>(a)</sup>
2022	2,616 <sup>(b)</sup>
2023	4,782 <sup>(c)</sup>
2024	8,627

<sup>(a)</sup> The data used for the 2021 report were based on regional data from six states, plus Cologne. Moreover, the data for 2021 have been updated since last year's report.

<sup>(b)</sup> The data for 2022 include recorded incidents from 11 states – which is different from previous years – plus Cologne and the RIAS federal association. Moreover, the data for 2022 have been updated since last year's report.

<sup>(c)</sup> The data for 2023 include recorded incidents from 11 states plus Cologne and the RIAS federal association.

*Source:* RIAS annual reports, 2021–2024.

The total number of incidents shown in Table 3 can be further disaggregated by the type of incident and the number of incidents per state. Table 3

In 2022, the RIAS network recorded 4,782 antisemitic incidents, which consisted of 7 incidents of extreme violence, 121 attacks, 329 incidents of damage to property, 183 incidents involving threats, 4,060 incidents of offensive acts and 82 incidents involving mass distribution of materials. The overall number of recorded incidents increased by almost 83 % from the total of 2,616 incidents recorded in 2022 (Table 3).

In 2023, the RIAS network recorded 4,782 antisemitic incidents. On average, ten attacks were recorded each month, amounting to a total of 121. In addition, there were seven cases of extreme violence and 183 of antisemitic threats. In 2023, antisemitic incidents took place more often in public spaces than in the previous year. 46 % – almost half of all documented cases – occurred on the street and in public buildings, transportation or parks. In 2022, only 39 % of such cases took place in public areas. The number of antisemitic incidents in educational institutions was high in 2023: The RIAS reporting centres documented 471 cases in schools, universities, as well as museums and theatres, amounting to nine cases per week. In 2022, there was a total of 184 such incidents.

In 2024, the RIAS network reported an increase of almost 77% of antisemitic incidents compared to 2023 (8,627 versus 4,886). Statistically, nearly 24 antisemitic incidents occurred every day in 2024, compared to 13 in 2023 and 7 in 2022. In addition, RIAS learned of 8 cases of extreme violence, 186 assaults, and 300 threats. Furthermore, RIAS documented a total of 1,802 antisemitic gatherings last year; that amounts to 35 antisemitic gatherings per week, compared to 16 in 2023.

In particular, 2,787 or 58 % of these cases, occurred after October 7. The number of antisemitic cases rose from a calculated seven incidents per day in 2022 to 13 per day in 2023. Israel-related antisemitism was the most common manifestation of antisemitism in 2024, amounting to almost 68% of the total incidents in 2024. The increase in Israel-related antisemitism was not accompanied by a decline in other manifestations.

Between October 7 and the end of 2023, RIAS documented 32 incidents per day. Antisemitic incidents that took place after October 7 were sometimes direct reactions to the violence on that day. Antisemitism expressed itself after October 7 in a more violent way than before: among other things, 71 % of all cases involving extreme violence in 2023, 63% of all attacks and 64 % of all threats were recorded after October 7.

Already familiar antisemitic slogans and stereotypes were updated after October 7 and partly applied to the massacres by Hamas or to Israel's reactions to them. Some especially common examples were demonizing and delegitimizing Israel, relativizing the Shoah (for example, through analogies) and equating Jews with Israel, in order to hold them responsible for the actions of the State of Israel. The massacres that took place on October 7 were often denied, relativized or legitimized. Jews and Israel were blamed for them, or they were accused of profiting from them.

**Table 4 – Recorded antisemitic incidents in Germany 2023 and 2024**

Month	Recorded antisemitic incidents in 2023	Recorded antisemitic incidents in 2024
January	189	622
February	187	619
March	193	797
April	260	669
May	273	1,022
June	214	905

Month	Recorded antisemitic incidents in 2023	Recorded antisemitic incidents in 2024
July	221	760
August	203	618
September	200	574
October	1,239	908
November	1,017	665
December	586	468

*Source: RIAS (2024)*

In 2024, RIAS recorded 1,978 online antisemitic incidents, which accounts for 23% of all incidents in 2024. Of the online incidents recorded by RIAS in 2024, 57% came from social-media platforms, and 36% were antisemitic e-mails.

Many antisemitic incidents are levelled directly against specific individuals or institutions. In 2024, there were 1,748 incidents directed against individuals and 2,215 against institutions. In 966 cases, the people affected were Jews or Israelis. In 2024, in incidents involving individuals, women were affected in 41% of the cases, and men were affected in 47% of the cases. <sup>(v)</sup>

Most incidents in 2024 were recorded in the states of Berlin (2,496), Bavaria (1,515), North Rhine-Westphalia (940) and Hessen (924). The annual report by RIAS includes further details of the recorded incidents, including incident types and motivations. <sup>(vi)</sup>

The Amadeu Antonio Foundation in Germany has been collecting data on antisemitic incidents from the German press and from projects and initiatives concerned with antisemitism since 2002. These data are presented as a chronology, which is updated on a continual basis. <sup>(vii)</sup> The foundation notes that this chronology is not exhaustive and gives people the opportunity to report and reference other antisemitic incidents of which they may be aware.

Table 5 presents the number of antisemitic incidents recorded by the Amadeu Antonio Foundation in 2014–2024. In 2021, the foundation recorded the highest annual number of incidents in the period (309), followed by a fall in recorded incidents in 2022 (133) and a slight increase in 2023 (139). The statistics recorded by the foundation show a great degree of fluctuation in the number of antisemitic incidents from one year to the next, but the overall trend analysis of the situation in 2014–2024 suggests an upward trend (Figure 3).

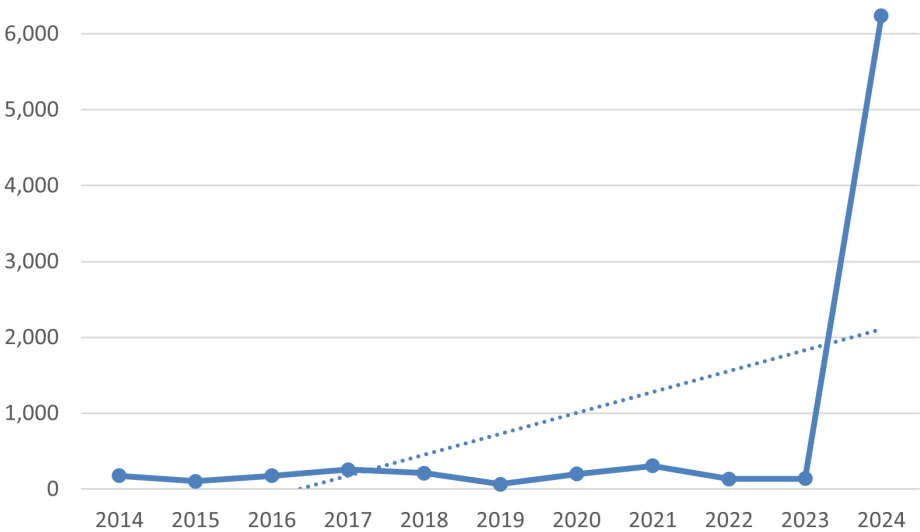
**Table 5: Antisemitic incidents in Germany recorded by the Amadeu Antonio Foundation, 2014–2024**

2014	178
2015	105
2016	176
2017	257
2018	210
2019	64
2020	201
2021	309 (a)
2022	133
2023	139
2024	6,236

(a) The Amadeu Antonio Foundation has updated the number of recorded incidents for 2021 since the previous edition of the report.

Source: Amadeu Antonio Foundation, 2014–2024.

**Figure 3 – Antisemitic incidents in Germany recorded by the Amadeu Antonio Foundation, 2014–2024**



Alternative text: A line chart shows the evolution of antisemitic incidents recorded by Amadeu Antonio Foundation between 2014 and 2024. The number of incidents recorded per year rose (with significant

fluctuation) from 66 in 2013 to just under 139 in 2023 and 6236 in 2024. The dotted line represents a trend line. See Box B1 below for details.

Source: Amadeu Antonio Foundation, 2014–2024.

### Box B 1 – Identifying trends in antisemitic incidents

To identify trends that underlie annual changes in the number of recorded incidents, linear regression lines (trend lines) were fitted to the data. This country overview presents trend lines where the following two conditions are fulfilled:

- the data were collected using the same methodology for at least three years in a row.
- the mid-point of the trend line for the series was not below 20 cases.

If the number of recorded incidents is low, the direction and magnitude of the trend is likely to be highly susceptible to change from one year to the next, making reliable trend analysis difficult. The number of recorded incidents is considered to be low if there were under 20 cases per year in all or most of the years between 2014 and 2024, resulting in the mid-point of the trend line falling under 20 cases.

It should also be emphasised that ascending or descending trend lines should not be interpreted as growing or declining antisemitism. The increase or decrease in recorded incidents may mean, for example, that more people are reporting incidents in a given year or that the police are becoming more efficient in recording incidents as antisemitic.

- 
- (i) See an overview of EU Member States and accession countries that adopted the [working definition of antisemitism](#) by the 2016 International Holocaust Remembrance Alliance.
- (ii) BMI Bund (2023), '[Jüdische Gemeinschaft in Deutschland](#)'.
- (iii) Federal Criminal Police Office (Bundeskriminalamt) (2023), '[Politisch motivierte Kriminalität im Jahr 2022](#)', Wiesbaden.
- (iv) RIAS (2024), '[Antisemitische Vorfälle in Deutschland 2023](#)', Berlin; RIAS (2025), '[Antisemitische Vorfälle in Deutschland 2024](#)', Berlin.
- (v) RIAS (2023), '[Antisemitische Vorfälle in Deutschland 2022](#)', Berlin.
- (vi) RIAS (2023), '[Antisemitische Vorfälle in Deutschland 2022](#)', Berlin.
- (vii) Amadeu Antonio Foundation (n.d.), '[Chronik antisemitischer Vorfälle](#)'.