



# Antisemitism overview- Netherlands

Overview of antisemitic incidents recorded in the Netherlands in  
2014-2024

## Contents

<b>1.</b>	<b>Netherlands .....</b>	<b>3</b>
1.1.	Official data .....	3
1.2.	Unofficial data .....	11

# 1. Netherlands

The country overview provides a descriptive analysis of the available official and unofficial data. ‘Official data’ refers to those collected by law enforcement agencies, authorities that are part of criminal justice systems and relevant state ministries. ‘Unofficial data’ refers to those collected by civil society organisations, including Jewish community organisations. All data presented are based on the countries and organisations’ own definitions and categorisations of antisemitism. Some of these draw on the IHRA Working definition of antisemitism, which was endorsed by all EU member states, except Malta. Albania, North Macedonia and Serbia also adopted the IHRA Working definition on antisemitism. <sup>(i)</sup> Where available, the country overview provides a breakdown of the data by month following 7 October 2023, showing stark increases in recorded antisemitic incidents following the Hamas attacks and the ensuing military intervention in Gaza.

This publication is part of a larger series of overviews of antisemitic incidents. FRA and its predecessor (the EU Monitoring Centre on Racism and Xenophobia) have monitored antisemitism since 2004.

## 1.1. Official data

Official data on antisemitic incidents in the Netherlands come from two main sources. One is the annual report on discrimination statistics (*Discriminatiecijfers*). <sup>(ii)</sup> This source includes incidents reported to the police, anti-discrimination bureaus (*antidiscriminatievoorzieningen* (ADVs)), the hotline for discrimination on the internet (Meld.Online Discriminatie – formerly Meldpunt internet discriminatie (MiND)) and other organisations.

The other source for official data is the Netherlands Public Prosecution Service (Openbaar Ministerie). It publishes annual data on punishable discriminatory offences (the *Cijfers in Beeld* reports). <sup>(iii)</sup> Only 3 % of experiences of antisemitism are reported to the police, ADVs, Meld. Online Discriminatie or other official organisations, research shows. There are also differences in willingness to report depending on the form of discrimination and the area in which it occurs. <sup>(iv)</sup>

*Discriminatiecijfers. Cijfers and CIDI in 2023* report an increase in reporting of antisemitism from 2022 to 2023. The share of antisemitism in the total number of registrations with grounds of discrimination is relatively high at 39 %. This is especially

high in relation to the size of the Jewish community in the Netherlands (40 000–50 000 out of over 17 million).

The police in the Netherlands recorded 880 antisemitic incidents in 2023 as well as in 2024 (Table 1). The police categorised these incidents into, for example, threats (80 incidents). <sup>(v)</sup> Many incidents concern *intimidation and threats on the street, at home, or directed at synagogues, via social media, phone or by means of threatening letters, offensive expressions during demonstrations, and the removal of the Israeli flag combined with expressions and/or threats.* <sup>(vi)</sup>

In 2023, the Dutch local anti-discrimination facilities (ADVs) have recorded a total of 154 and in 2024 269 incidents of antisemitism. In 2023, of these, 22 took place online. In 2024, it is not clear how many have taken place online. <sup>(vii)</sup>

Notably, there has been a significant rise in incidents in the context of football matches, particularly involving offensive slogans and hurtful songs about Jews or antisemitic abuse directed at the ‘opposing team’. There were more reports received in 2023 (98) than in 2022 (30). The number of incidents concerning antisemitic swearing directed employees with a public task, has remained the same compared to 2022. While antisemitic swearing against neighbours or strangers in traffic, for example or on the street, has decreased slightly in 2023 compared to 2022.

**Table 1: (Police) number of reported criminal discriminatory antisemitic incidents in the Netherlands, 2014–2024**

Year	Antisemitic incidents
2014	358 <sup>(b)</sup>
2015	428
2016	335
2017	284
2018	275
2019	768 <sup>(c)</sup>
2020	517
2021	627
2022	549
2023	880
2024	880

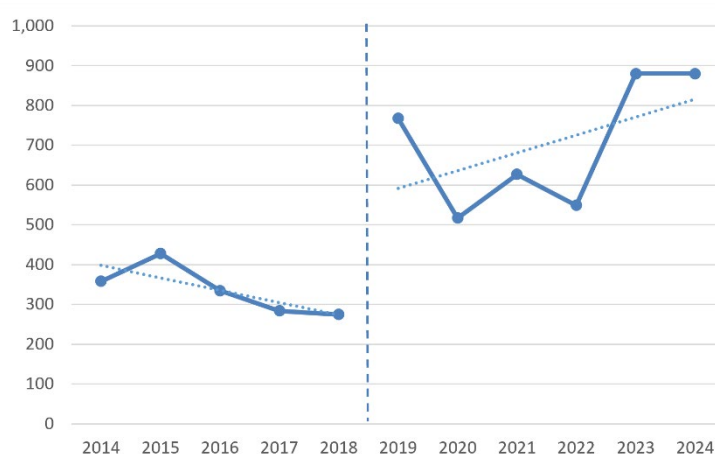
(<sup>b</sup>) Not comparable with previous years because of a change in the recording procedure, from regional to national data collection.

(<sup>c</sup>) Not comparable with previous years because of a change in the data collection methodology.

Sources: National Expertise Centre on Diversity of the Police (Landelijk Expertisecentrum Diversiteit van de politie) and Verwey-Jonker Institute, 2013–2015; and Art.1, 2016–2024.

Data on antisemitic incidents recorded in 2019–2024 suggest a downward trend (Figure 1), although it should be noted that this assessment is based on just a small number of data points. However, 8% of all discriminatory incidents reported to the police are antisemitic, whereas the Jewish community represents less than 03% of the population of the Netherlands.

**Figure 1 – Number of reported criminal discriminatory antisemitic incidents in the Netherlands, 2014–2024**



*Alternative text: A line chart shows the evolution of incidents reported between 2014 and 2024. The number of incidents recorded over the past 4 years increased from 768 in 2019 to 880 in 2024. The dotted line represents a trend line. See Box B1 below for details.*

Source: Poldis report, 2015; and Discriminatiecijfers reports, 2016–2024.

*NB: The dashed vertical line indicates a break in the time series due to a change in data collection methodology. The dotted linear regression line indicates the trend based on data for 2014–2018 and, after the break in the time series, for 2019–2024.*

The Dutch hotline for discrimination on the internet (Meld.Online Discriminatie, founded as MiND in 2013) registers complaints from people who report discriminatory online content. It can also act as a mediator and ask moderators and owners of websites to remove unlawful statements<sup>(viii)</sup>. The hotline works based on complaints received from the public and does not actively search for discriminatory comments

online. In 2022, it received 15 reports concerning antisemitism (7 % of all the reports received), whereas in 2021 it received 18 (5 % of all the reports received that year).

In 2023, ADVs in the Netherlands registered 154 incidents and in 2024, registered 269 of antisemitic discrimination compared with 69 incidents recorded in 2022 (Table 2 and Figure 2). This means that the number of reports has more than doubled in one year. 66 reports have been made since 7 October 2023. That is, 43 percent of the total number of reports about antisemitism in 2023. Of these, 25 reports were explicitly linked to the Hamas attacks and their aftermath.

The table covers only registered offences that were subject to a decision based on the grounds of one of the discrimination sections from the Dutch Criminal Code: Section 137c, 137d, 137e, 137f, 137g or 429*quater*.

**Table 2: Incidents of antisemitic discrimination reported to ADVs in the Netherlands, 2014–2024**

Year	Number of incidents of antisemitic discrimination
2014	147
2015	104
2016	122
2017	67
2018	48
2019	78
2020	82
2021	75
2022	69
2023	154
2024	269

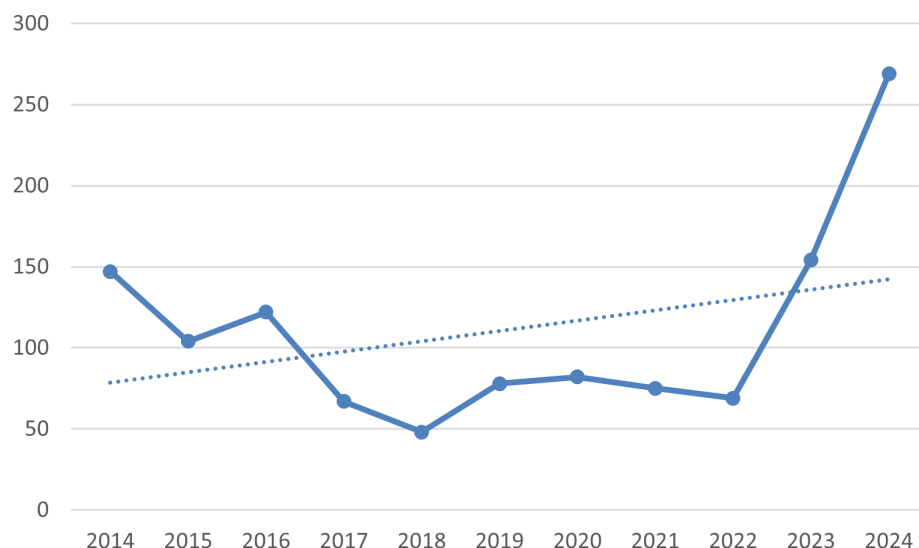
*Source:* Art.1, 2013; and National Organisation of Anti-discrimination Bureaus (Landelijke Brancheorganisatie van Antidiscriminatiebureaus), 2014–2024.

**Table 3: Number of incidents of antisemitic discrimination reported to ADVs in the Netherlands, per month in 2023**

Month	Offline	Online	Total	# of which linked to Hamas attacks and their aftermath.
January	7	1	8	
February	5	1	6	
March	5	0	5	
April	7	2	9	
May	15	0	15	
June	13	0	13	
July	10	1	11	
August	6	2	8	
September	8	0	8	
October	18	3	21	6
November	28	8	36	13
December	10	4	14	6
<b>Total</b>	<b>132</b>	<b>22</b>	<b>154</b>	<b>25</b>

Source: Art.1, 2013; and National Organisation of Anti-discrimination Bureaus (Landelijke Brancheorganisatie van Antidiscriminatiebureaus), 2014–2023. Update for 2024 was not provided.

**Figure 2 – Incidents of antisemitic discrimination reported to ADVs in the Netherlands, 2014–2024**



*Alternative text: A line chart shows the evolution of antisemitic discrimination incidents reported to ADVs between 2014 and 2024. The number of incidents recorded per year increased from just above 140 in 2014 to 269 in 2024. The dotted line represents a trend line. See Box B1 below for details.*

Source: National Organisation of Anti-discrimination Bureaus (Landelijke Brancheorganisatie van Antidiscriminatiebureaus), 2014–2024.

**NB:** The dotted linear regression line indicates the trend based on data for 2014–2024. The Netherlands Public Prosecution Service publishes annual data on punishable discriminatory offences. <sup>(ix)</sup> According to the NLO, 211 specific discrimination offences were recorded in 2023, of which 122 related to antisemitism (48 %). In 2022, 144 specific discrimination offences were recorded, and, out of all registered discrimination grounds, 61 involved antisemitism (39 %) (Table 4).

It is important to note that this increase can be explained by the large number of cases revolving around football in Rotterdam, where antisemitic slogans were shouted and/or were distributed online. This increase is not a result of the Hamas attacks of October 7, 2023 and the war that ensued.



**Table 4: Number of registrations under the discriminatory ground ‘antisemitism’ recorded by the Dutch Public Prosecution Service, 2014–2024**

Year	Registrations of the ground of antisemitism	As a percentage of all registered discrimination grounds
2014	52	30
2015	50	28
2016	n.a.	21
2017	70 <sup>(a)</sup>	41
2018	20	19
2019	60	40
2020	38	19
2021	58	31
2022	61	39
2023	122	48
2024	80	37

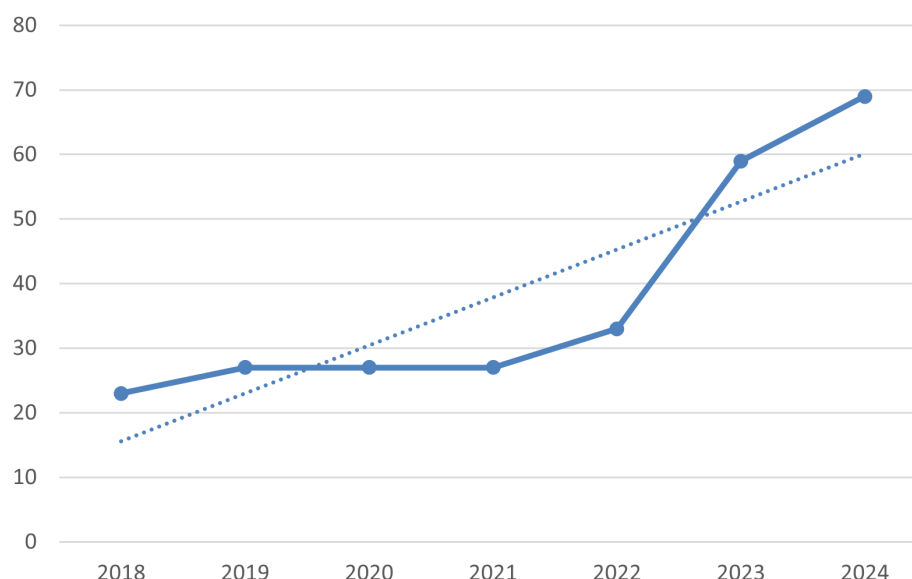
(a) Not comparable with previous years because of a change in the recording procedure. The increase in 2017 is a result of the police and the Public Prosecution Service in Rotterdam dealing with discrimination cases immediately (on the spot) during events around football matches. It should be noted that this figure does not mean that more people were discriminated against in the Netherlands, or more specifically in the Rotterdam area, than in previous years.

NB: n.a., not available. The Public Prosecution Service registers the discrimination grounds of the case and it is possible to register more than one ground per case, as relevant. For this reason, the total number of discrimination grounds identified during the year can exceed the number of discriminatory cases registered.

Source: Openbaar Ministerie (2023), [Cijfers in Beeld 2022](#).

Table 4 does not show the number of CODIS offences, which are instead shown in Table 5 and Figure 3.

**Figure 3 – Number of CODIS offences under the discriminatory ground ‘antisemitism’ recorded by the Dutch Public Prosecution Service, 2018–2024**



*Alternative text: A line chart shows the evolution of CODIS offences between 2018 and 2024. The number of incidents recorded by the Dutch Public Prosecution Service per year rose from just below 25 in 2018 to 69 in 2024. The dotted line represents a trend line. See Box B1 below for details.*

Source: Openbaar Ministerie (2023), [Cijfers in Beeld 2022](#), p. 21. FRA NLO 2024.

CODIS offences are those in which the Public Prosecution Service suspects discrimination to be the motive for the offence or for its being more invasive (e.g. assault). In these cases, the Public Prosecution Service asks the court to assess the discriminatory aspect as aggravating the sentence during the hearing. The Public Prosecution Service recorded more cases as antisemitism-based CODIS offences in 2022 than in previous years.

**Table 5: Number of CODIS offences under the discriminatory ground ‘antisemitism’ recorded by the Dutch Public Prosecution Service, 2018–2024**

Year	Registrations of the ground of antisemitism	As a percentage of all registered discrimination grounds
2018	23	6
2019	27	10
2020	27	9

Year	Registrations of the ground of antisemitism	As a percentage of all registered discrimination grounds
2021	27	7
2022	33	10
2023	59	n.a.
2024	69	n.a.

Sources: *Openbaar Ministerie (2023)*, [Cijfers in Beeld 2022](#)

## 1.2. Unofficial data

CIDI monitors and collects data on antisemitic incidents. Every year, it publishes data on the number of antisemitic incidents reported to it through the hotlines it operates throughout the Netherlands. (x) In 2024, CIDI recorded 421 antisemitic incidents, compared with 379 recorded in 2023 (Table 6). During 2014–2024, the highest number of incidents was recorded in 2024, followed by the 379 recorded incidents in 2023 (Figure 4).

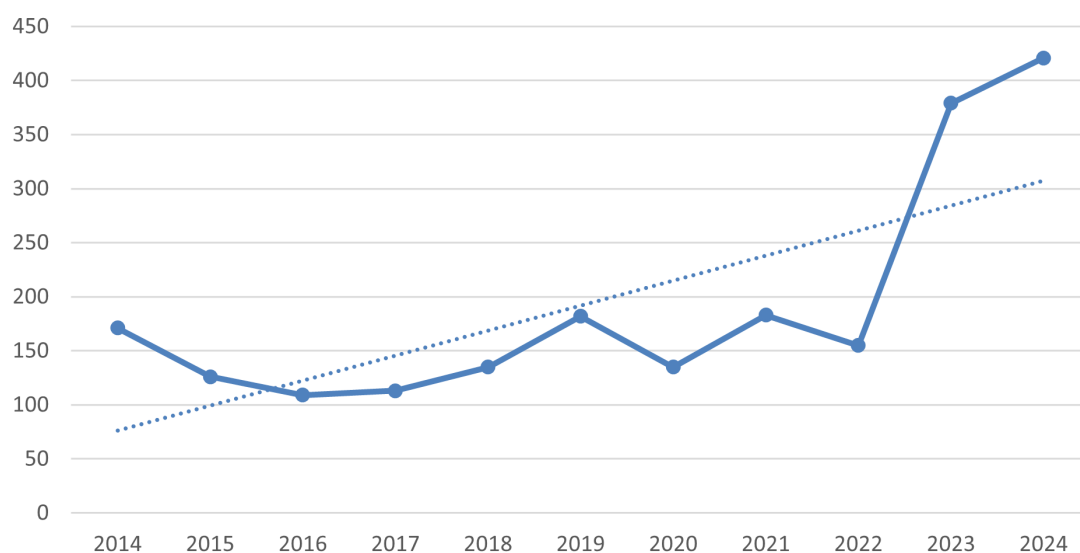
**Table 6: Antisemitic incidents recorded by CIDI in the Netherlands, 2014–2024 (a)**

Year	Recorded incidents
2014	171
2015	126
2016	109
2017	113
2018	135
2019	182
2020	135
2021	183
2022	155
2023	379
2024	421

(<sup>a</sup>) Excluding internet.

Source: CIDI, 2014–2024.

**Figure 4 – Antisemitic incidents recorded by CIDI in the Netherlands, 2014–2024**



*Alternative text: A line chart shows the evolution of antisemitic incidents collected by CIDI between 2014 and 2024. The number of incidents collected per year rose from 171 in 2014 to 421 in 2024. The dotted line represents a trend line. See Box B1 below for details.*

Source: CIDI, 2014–2024.

### Box B 1 – Identifying trends in antisemitic incidents

To identify trends that underlie annual changes in the number of recorded incidents, linear regression lines (trend lines) were fitted to the data. This country overview presents trend lines where the following two conditions are fulfilled:

- the data were collected using the same methodology for at least three years in a row.
- the mid-point of the trend line for the series was not below 20 cases.

If the number of recorded incidents is low, the direction and magnitude of the trend is likely to be highly susceptible to change from one year to the next, making reliable trend analysis difficult. The number of recorded incidents is considered to be low if there were under 20 cases per year in all or most of the years between 2014 and 2024, resulting in the mid-point of the trend line falling under 20 cases.

It should also be emphasised that ascending or descending trend lines should not be interpreted as growing or declining antisemitism. The increase or decrease in recorded incidents may mean, for example, that more people are reporting incidents in a given year or that the police are becoming more efficient in recording incidents as antisemitic.

---

(<sup>i</sup>) See an overview of EU Member States and accession countries that adopted the [working definition of antisemitism](#) by the 2016 International Holocaust Remembrance Alliance.

(<sup>ii</sup>) Rijksoverheid (2023), [Discriminatiecijfers in 2022](#), Rotterdam / The Hague.

(<sup>iii</sup>) Openbaar Ministerie (2021), [Cijfers in Beeld 2021](#).

(<sup>iv</sup>) Rijksoverheid (2023), [Discriminatiecijfers in 2022](#), Rotterdam / The Hague, p. 4.

(<sup>v</sup>) Rijksoverheid (2023), [Discriminatiecijfers in 2022](#), Rotterdam / The Hague, p. 60.

(<sup>vi</sup>) Rijksoverheid (2023), [Discriminatiecijfers in 2022](#), Rotterdam / The Hague, p. 28.

(<sup>vii</sup>) National Organisation of Anti-discrimination Bureaus (Landelijke Brancheorganisatie van Antidiscriminatiebureaus), 2014–2023.

(<sup>viii</sup>) See Dutch hotline for discrimination on the internet, *Meld.Online Discriminatie*, <https://meld.onlinediscriminatie.nl/>

(<sup>ix</sup>) Openbaar Ministerie (2021), [Cijfers in Beeld 2021](#).

(<sup>x</sup>) [CIDI-Monitor-Antisemitische-Incidenten-2024.pdf](#)