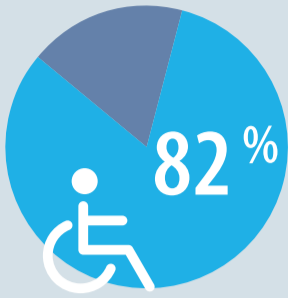


# PARLIAMENTS

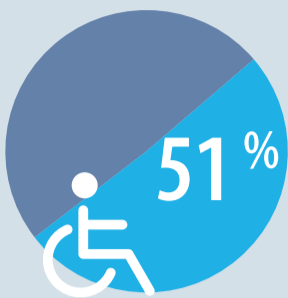
## How can you encourage more people with disabilities to vote?



### PEOPLE WITH DISABILITIES ACTIVELY PARTICIPATE IN POLITICAL LIFE



On average, 82 % of people with disabilities voted in the last national election.



On average, 51 % of people with disabilities say they are interested in politics.

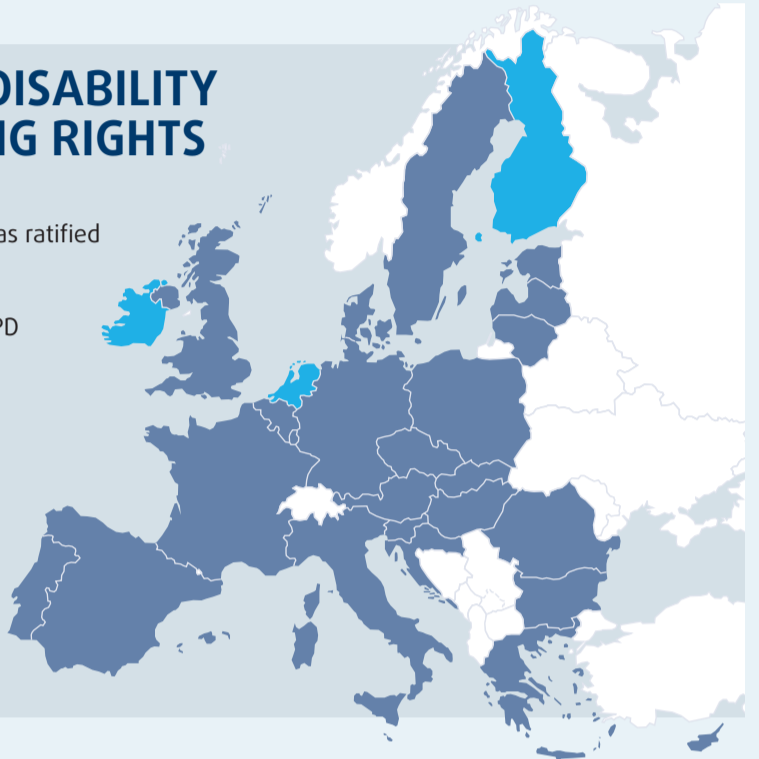
People with disabilities are keen to take part in political life in the EU.

They vote in large numbers and are, on average, more interested in politics than the general population.

### THE UNITED NATIONS (UN) DISABILITY CONVENTION COVERS VOTING RIGHTS



- Member State which has ratified the CRPD
- Member State which has not ratified the CRPD




The UN's Convention on the Rights of Persons with Disabilities (CRPD) guarantees the right to political participation.

Some 25 out of 28 EU Member States, and the EU, have ratified it.

### LIFT RESTRICTIONS ON VOTING

Barriers to political participation remain.

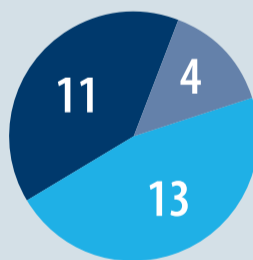
In most Member States, legal restrictions prevent some people with disabilities from voting.



### CONSULT AND INVOLVE PEOPLE WITH DISABILITIES



Systematic consultation but not established by law in 11 Member States: BE, BG, CZ, DK, EE, IE, HR, LV, LU, FI, UK

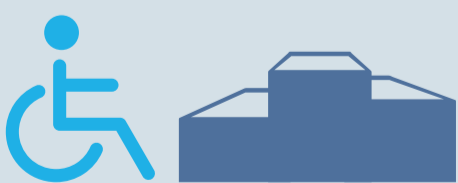


No mechanisms in 4 Member States: EL, LT, NL, RO

Mechanisms established by law in 13 Member States: DE, ES, FR, IT, CY, HU, MT, AT, PL, PT, SI, SK, SE

Not all Member States have established consultation mechanisms to involve disabled persons organisations (DPOs) when developing laws and policies that concern them. This is required by the U N disability convention.

### SUPPORT MEMBERS OF PARLIAMENT (MPS) AND CANDIDATES WITH DISABILITIES



Little is known about how many people with disabilities are elected to their national parliament. Where data exist, they show very low numbers of MPs with disabilities.

No MPs identified as having a disability in 2 Member States: CY, LU

2

Some MPs identified as having a disability in 13 Member States: IE, EL, ES, FR, HR, IT, HU, MT, NL, AT, PL, PT, UK

13

No data in 13 Member States: BE, BG, CZ, DK, DE, EE, LV, LT, RO, SI, SK, FI, SE

13

For more human rights indicators: <http://bit.ly/Rltbbn>

BE: Belgium; BG: Bulgaria; CZ: Czech Republic; DK: Denmark; DE: Germany; EE: Estonia; IE: Ireland; EL: Greece; ES: Spain; FR: France; HR: Croatia; IT: Italy; CY: Cyprus; LV: Latvia; LT: Lithuania; LU: Luxembourg; HU: Hungary; MT: Malta; NL: Netherlands; AT: Austria; PL: Poland; PT: Portugal; RO: Romania; SI: Slovenia; SK: Slovakia; FI: Finland; SE: Sweden; UK: United Kingdom